

WT-D5800 RH1

DIGITAL WIRELESS RECEIVER



Digital transmission with many advantages over analogue transmission: operation of many more simultaneous channels than analogue systems within one band, encryption of audio data for confidential applications, less intermodulation. Battery status indication. Built-in feedback suppressor (FBS). Contact output for battery low or microphone active.

Key features

- Frequency channel scan
- Feedback suppressing
- Built-in optimized preset equalization in microphones
- Detachable antenna
- Audio mixing with cascading voice input connectivity
- Antenna mixing with cascading antenna connectivity
- Intuitive LCD display

Specifications

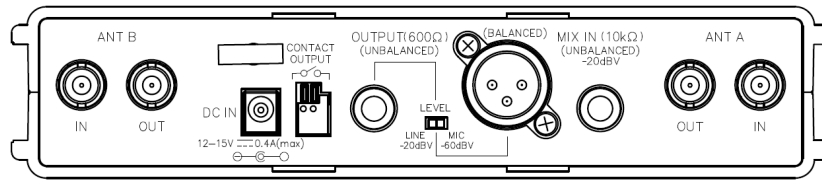
Power Source	AC mains (supplied AC adapter must be used)
Current Consumption	350 mA (13.5 V)
Frequency Range	576 – 606 MHz
Channel Selection	160 selectable frequencies
Receiving System	Double super-heterodyne
Diversity System	Space diversity (digital diversity)
Mixing Output	MIC/LINE (selectable): –60 dB* (MIC)/–20 dB* (LINE), 600 Ω phone jack (unbalanced), 600 Ω XLR-3-32 type connector (balanced)
Mixing Input	–20 dB*, 10 kΩ, unbalanced, phone jack
Antenna Input	75 Ω, BNC (phantom powering for antenna), 9 V DC, 30 mA (max)
Antenna Output	75 Ω, BNC (Gain 0 dB)
Contact Output	1 channel, no-voltage make contact output, withstand voltage: 30 V DC, control current 0.5 A max terminal block (2 pins)
Receiving Sensitivity	24 dBμV or less (Bit error rate: 1E-5 or less)
Antenna Input Attenuator	0 dB/–10 dB switchable
Indicator	Audio (5 steps), RF (5 steps), ANT A/B, Audio (peak), Battery alarm
Total Harmonic Distortion	0.5 % or less
Frequency Response	50 Hz – 12 kHz
Other Function	Frequencies scanning, Feedback suppressor, Equalizer (optimizing each compatible microphone)
ID Selection	10 patterns
Operating Temperature	–10 °C to +50 °C (14 °F to 122 °F)
Operating Humidity	30 % to 85 %RH (no condensation)
Finish	Resin, black
Dimensions	210 (W) × 44 (H) × 211.9 (D) mm (8.27" × 1.73" × 8.34")
Weight	730 g (1.61 lb)
Included Accessories	AC adapter x 1, Whip antenna x 2, Rubber foot x 4
Optional Accessories	Mounting bracket kit: MB-WT3 (for rack mounting one WT-D5800 unit) , MB-WT4 (for rack mounting two WT-D5800 units)

(*1) 0 dB = 1V

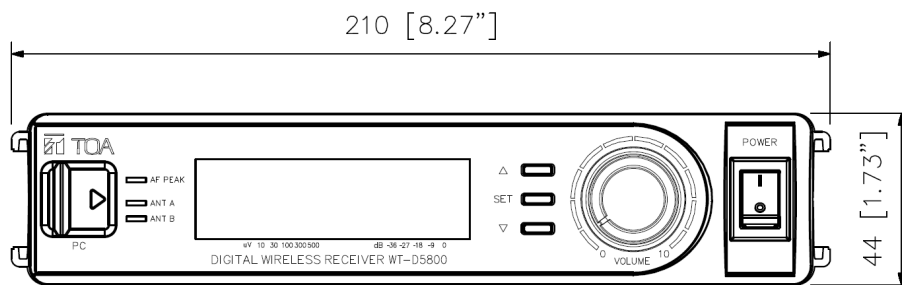
Notes: The WT-D5800 cannot communicate with the TRANTEC Wireless System (S4 and S5 Series).

The WM-D5800 cannot communicate with the TOA Analog Wireless System (WM-5325, WM-5225, etc.).


Dimensions



Rear View



Front View



Side View

UNIT: mm

A&E specifications

The wireless receiver shall utilise digital signal processing and operate in the UHF band between 576 - 606 MHz using the digital true diversity principle to improve reception.

The device shall have a frequency response of 50 Hz - 12 kHz. The digital wireless receiver shall have an environment channel-scanning function that will indicate available channels, ensuring that multiple systems in simultaneous use do not interfere with one another and allowing up to 32 simultaneous channels (region dependent) to be obtained.

The digital wireless receiver shall offer the following facilities: Proprietary encryption settings to prevent data leakage and improving security. FBS (feedback suppression) allowing maximum microphone gain. Automatic equalization, enabling optimization of each compatible microphone. All facilities shall be accessed via the 3 buttons on the front panel, up, down and set. There shall be an LCD display with adjustable backlight indicating the receiving frequency, RF/AF levels in 6 steps when the unit is in the normal operating state. In setting mode, the screen shall display the setting items and their contents.

The receiver shall include on the front panel an AF peak lamp indicating when the output level reaches the point of approximately 3 dB below the clipping level. Battery alarm lamp indicating when the battery voltage in the corresponding microphone becomes low. Reception lamps either lamp A or B illuminate yellow when receiving a radio signal. Additionally, there shall be a volume control, 3 buttons for menu settings and a power switch.

Audio output shall include a selectable balanced XLR connector for MIC/LINE as well as an unbalanced 6.3 mm (1/4") phone jack connector. Total harmonic distortion shall typically be less than 1%. It shall be possible to control peripheral equipment by using a no-voltage make contact output via a 2 pin terminal block.

Maintenance software shall be included that will allow easy setup configuration and system status monitoring. A simultaneous status check of up to 16 receivers. Walk-Test function: to check antennas reception level within the environment where the microphone is to be used. Channel Scan displaying unused frequency channels. Spectrum Scan visualizes the level and frequency of undesired signals in the specified frequency range.

Power requirements shall be AC mains. The finish shall be black resin measuring 210(W) x 44(H) x 211.9(D) mm (8.27" x 1.73" x 8.34") weighing 730 g (1.61 lb.) and shall come complete with 2 x whip antennas.

Available transmitters: WM-D5200 digital wireless microphone. WM-D5300 digital wireless transmitter.

Optional extras: MB- WT3 rack mounting bracket kit (for rack mounting one WT-D5800 unit). MB- WT4 rack mounting bracket kit (for rack mounting two WT-D5800 units) manufactured by TOA Corporation

Manufacturer: TOA Corporation

Model: WT-D5800