

WT-5800 H01US

WIRELESS TUNER



The wireless tuner WT-5800 is a PLL-synthesizer controlled double superheterodyne true diversity tuner to be used in UHF wireless systems. It employs a compander noise reduction circuit to minimize the influence of the ambient RF noise.

Key features

- Automatic frequency scan
- Integrated squelch function
- Ideally suited for fixed installations such as in event locations, multi-purpose and sports halls, plenary and conference venues, churches, auditoriums etc.
- System always select the stronger of the two antenna signals for further processing
- Setup with up to 16 simultaneously operating receivers possible
- Two antenna distribution outputs allow to simply loop through the antenna signals

Specifications

*1 0 dB = 1 V

Power Source	AC mains (Supplied AC adapter must be used)
Power Consumption	250 mA (12 V DC)
Frequency Range	576 - 606 MHz, UHF
Channel Selection	64 selectable frequencies
Receiving System	Double super-heterodyne
Diversity System	Space diversity (true diversity)
Mixing Output	MIC/LINE (selectable): -60 dB*1 (MIC)/-20 dB*1 (LINE), 600 Ω Phone jack (unbalanced), 600 Ω XLR-3-32 type connector (balanced)
Mixing Input	-20 dB*1, 10 kΩ, unbalanced, phone jack
Antenna Input	75 Ω, BNC (phantom powering for antenna), 9 V DC, 30 mA (max)
Antenna Output	75Ω, BNC (Gain 0 dB)
Receiving Sensitivity	90 dB or more, Signal to Noise ratio (20 dBμV input, 40 kHz deviation)
Harmonic Distortion	1% or less (typical)
Squelch Sensitivity	16 – 40 dBμV variable
Squelch System	Using together of noise SQ, carrier SQ and tone SQ
Tone Frequency	32.768 kHz
Indicator	Audio (6 steps), RF (6 steps), ANT A/B, Audio (peak), Battery alarm
Channel Check	Usable frequencies scanning
Signal to Noise Ratio	110 dB or more (A-weight, unbalanced output)
Frequency Response	100 Hz – 15 kHz, ±3 dB
Operating Temperature	-10°C to +50°C (14°F to 122°F)
Operating Humidity	30 % to 85 %RH
Finish	Resin, black
Dimensions	210 (W) x 44 (H) x 205.1 (D) mm (8.27" x 1.73" x 8.07")
Weight	700 g (1.54 lb)
Included Accessories	AC adapter x 1, Whip antenna x 2, Rubber foot x 4
Optional Accessories	Mounting bracket kit: MB-WT3 (for rack mounting one WT-5800 unit), MB-WT4 (for rack mounting two WT-5800 units)

*Verion | Receiving Frequency

A01 | 692 - 722 MHz, UHF

B01, B02 | 722 - 752 MHz, UHF

C01 - C07 | 794 - 830 MHz, UHF

D01 - D05 | 830 - 865 MHz, UHF

E01 | 668 - 698 MHz, UHF

F01 | 636 - 666 MHz, UHF

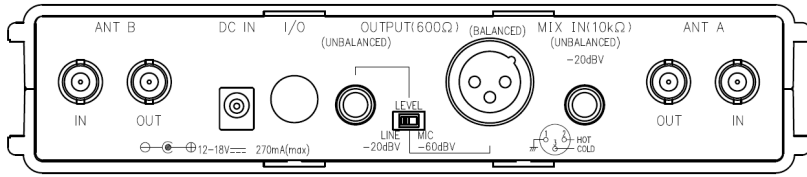
G01, G02 | 606 - 636 MHz, UHF

H01 | 576 - 606 MHz, UHF

Note: For Thailand,

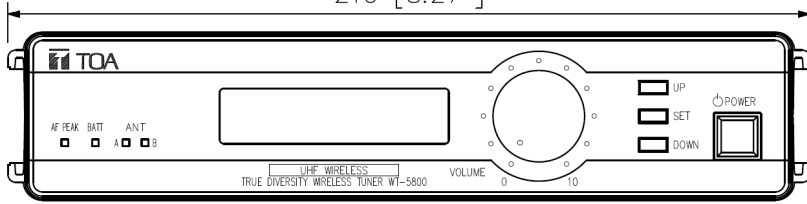
B02 | 748.3 - 757.7 MHz, C04 | 803.3 - 805.7 MHz

Dimensions



Rear View

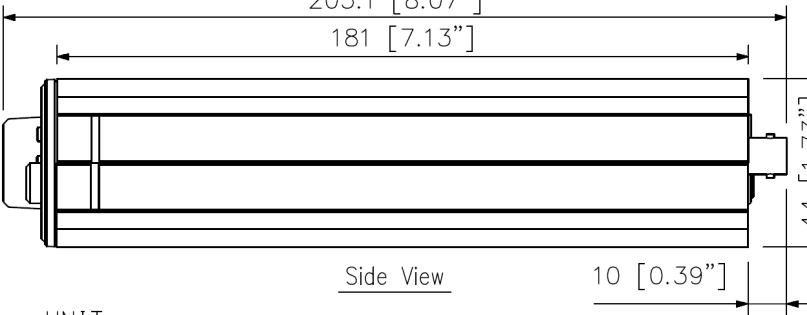
210 [8.27"]



Front View

205.1 [8.07"]

181 [7.13"]



Side View

10 [0.39"]

UNIT:mm

Version	AC Adapter	
US	120 V AC, 60 Hz	
CN	220 V AC, 50 Hz	
UK	220 - 230 V AC, 50 Hz	
ER	230 V AC, 50 Hz	
AS	240 V AC, 50 Hz	

Note: No AC adapter is supplied with the version B02ER or C04ER.

(*2)

Version	Receiving Frequency
A01	692 - 722 MHz, UHF
B01, B02	722 - 752 MHz, UHF
C01 - C07	794 - 830 MHz, UHF
D01 - D05	830 - 865 MHz, UHF
E01	668 - 698 MHz, UHF
F01	636 - 666 MHz, UHF
G01, G02	606 - 636 MHz, UHF
H01	576 - 606 MHz, UHF

Note: For Thailand, B02: 748.3 - 757.7 MHz
C04: 803.3 - 805.7 MHz

A&E specifications

The wireless receiver shall have 64 selectable channels and a built-in scanner function to scan the RF environment and indicate available channels. The receiving method shall be double super-heterodyne using signal strength-comparative antenna switching diversity. Specifications shall include a S/N ratio of greater than 110 dB (A-weighted), harmonic distortion of less than 1% and frequency response of 100 - 15k Hz, +/-3 dB. The receiving sensitivity shall be greater than 90 dB with 20 dB μ V input and 40k Hz deviation. Squelch types shall be carrier, noise and tone key with a variable squelch sensitivity of 18 - 40 dB μ V and a 32.768k Hz tone key frequency. The receiver shall have two antenna inputs, each with BNC-type connectors, 75 ohm impedance and 9 VDC, 30 mA, available for remote antennas. The unit shall also have two antenna outputs, with BNC-type connectors, 75 ohm impedance, and 0 dB gain, to provide antenna distribution to a maximum of two additional receivers. The audio outputs shall be balanced type with XLR-M jack and sensitivity of -60 dB / 1 mV, and unbalanced type with 1/4" phone jack and sensitivity of -20 dB / 100 mV, both with an output impedance of 600 ohms. A Mix Input, unbalanced type with 1/4" phone jack with an input impedance of 10k ohms and sensitivity of -20 dBV / 100 mV shall allow the connection of the output of a second receiver or other audio source to be mixed with the main receiver output signal. The front panel shall include an LCD for RF and AF monitoring as well as frequency setting and scanner functions. Front panel LED's shall include antenna A / B reception status, low battery indication, and an AF peak indicator that lights at 3 dB below clipping. Front panel controls shall include Up, Down, and Set keys for menu navigation as well as Power and Volume. The wireless receiver shall be powered from the AC mains using a supplied AC-DC adapter with a power consumption of 250 mA (12 VDC). The unit shall operate within a temperature range of -10° C to +50° C (+14° F to +122° F). Unit construction shall be black resin with dimensions (W x H x D) of 210 x 44.6 x 205 mm (8.27" x 1.76" x 8.1") and weight of 700 g (1.54 lbs.). Included accessories shall be two whip antennas and an external AC-DC adapter. Up to two units shall be rack-mountable in one standard 19" rack height with an optional rack-mount kit. The wireless receiver shall be the TOA model WT-5800.