

# PRODUCT ID: 7501

## Outdoor Blank-out LED Direct-view Sign

### MODEL

TCL1212DRGRG-175DS/120-277VAC



### DIMENSIONS

12" H x 12" W x 5.5" D (est. 7.871 lbs)

### CLASS

CLASS: TCL Series

Control Method: Switch (not included) or external relay.

### CONSTRUCTION

Back Construction: 0.050" Lift-n-Shift Back

Cabinet: Corrosion resistant, extruded aluminum frame. 5.5" deep, mitered construction.

Face Material: 1/8" impact resistant, smoke-tinted polycarbonate (5109)

Faces: Double Faced Sign

Finish: Duranodic Bronze

Mounting Channel: None

### ELECTRICAL

Flashing: Not Included

Input Voltage: 120-277 VAC

Photodimming: None

UL/cUL Listed: Listed for wet locations

### MESSAGE

Illumination: Super bright direct view LEDs. Message blanks out when off.

Sign Messages: See message table below

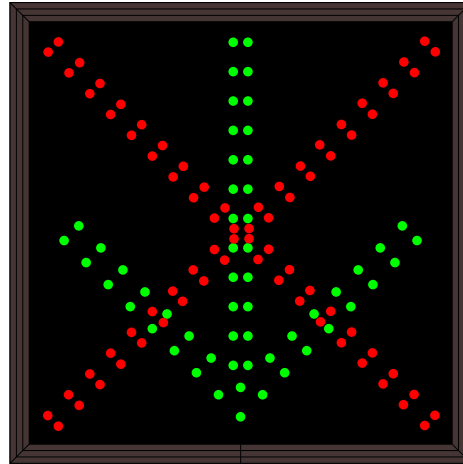
MESSAGE	LED/COLOR	HEIGHT	AMPS
X	Red Wide Angle LED	10.0"	0.039-0.017
DOWN ARROW	Green Wide Angle LED	9.75"	0.045-0.020
X	Red Wide Angle LED	10.0"	0.039-0.017
Down Arrow	Green Wide Angle LED	9.75"	0.045-0.020

NOTE: Above messages are independently controlled.


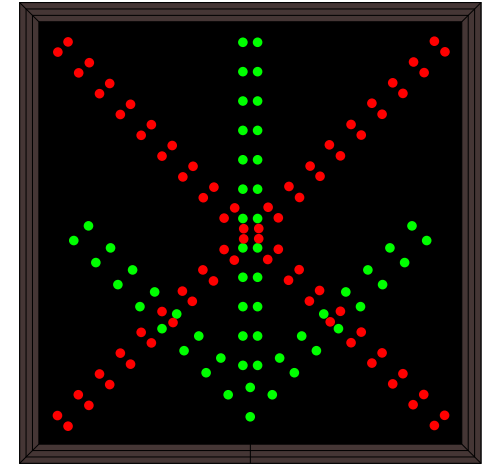
## Product View

NOTE: Sign image may not exactly represent the finished product. For illustration purposes only.

Side A



Side B

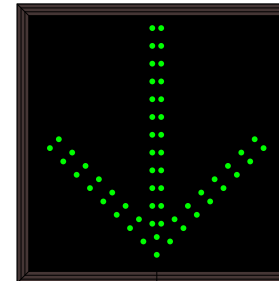
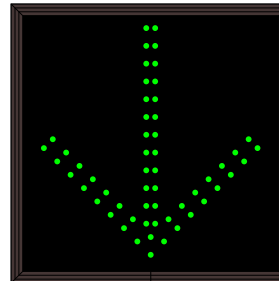
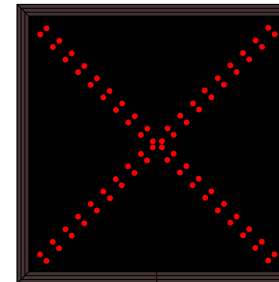
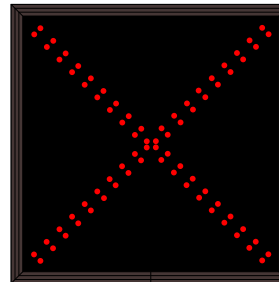


12 in

12 in

5 1/2 in

### Sample Display Options



Frame Detail

