

PRODUCT ID: 7344
Recessed Frame

MODEL
RF2222

DIMENSIONS
25" H x 25" W x 2" D (est. 8.047 lbs)

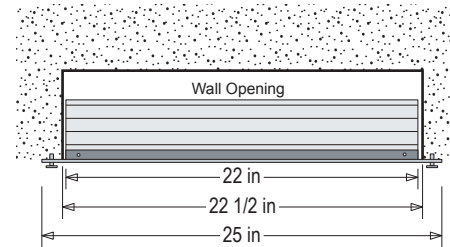
CONSTRUCTION
Finish: Duranodic Bronze
Material: Formed 1/8" CNC routed aluminum. Holes for mounting sign pre-drilled.

INSTALLATION
Note: Wall opening should be 0.5" larger than sign OD

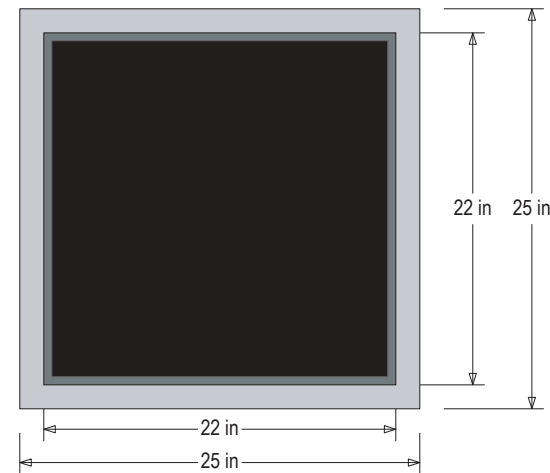
Product View

NOTE: Sign image may not exactly represent the finished product. For illustration purposes only.

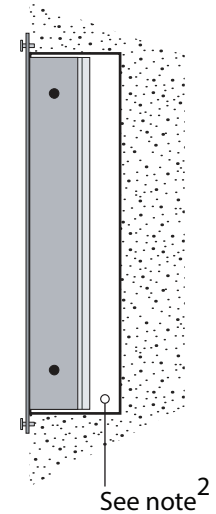
TOP VIEW



FRONT VIEW



SIDE VIEW



Note²: Allow clearance behind sign per local code or per electrical fittings.