

PRODUCT ID: 61795

Outdoor Blank-out LED Backlit Sign

MODEL

PHX4848GRGR-P862/120-277VAC



DIMENSIONS

48" H x 48" W x 5.5" D (est. 107.064 lbs)

CLASS

Class: PHX Series

Control Method: Switch (not included) or external relay.

CONSTRUCTION

Back Construction: 0.050" Lift-n-Shift Back

Cabinet: Corrosion resistant, extruded aluminum frame with a hinged face. 5.5" deep, mitered construction. Moisture absorbent interior coating.

Face Material: 1/8" thick, dark grey diffused acrylic

Faces: Single Faced Sign

Finish: Duranodic Bronze

Graphic: Printed graphic applied to surface

Mounting Channel: None

ELECTRICAL

Flashing: Not Included

Input Voltage: 120-277 VAC

UL/cUL Listed: Listed for wet locations

MESSAGE

Color: Black opaque


Font: Swiss 721 Bold BT

Illumination: Backlit with high intensity LEDs. Message blanks out when off


Sign Messages: See message table below

Product View

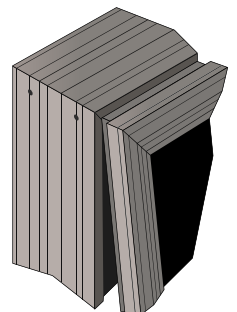
NOTE: Sign image may not exactly represent the finished product. For illustration purposes only.



Sample Display Options



Frame Detail



MESSAGE	LED/COLOR	HEIGHT	AMPS
Up Left Arrow OPEN	Green Wide Angle LED	9.375", 4.875"	0.801-0.347
Down Left Arrow CLOSED	Red Wide Angle LED	9.375", 4.875"	0.535-0.232
Up Right Arrow OPEN	Green Wide Angle LED	9.375", 4.875"	0.801-0.347
Down Right Arrow CLOSED	Red Wide Angle LED	9.375", 4.875"	0.535-0.232

NOTE: Above messages are independently controlled.