

## PRODUCT ID: 61283

### Outdoor Blank-out LED Backlit Sign

#### MODEL

PHX1048DRGRG-B646/120-277VAC



#### DIMENSIONS

10" H x 48" W x 7.5" D (est. 44.937 lbs)

#### CLASS

Class: PHX Series

Control Method: Switch (not included) or external relay.

#### CONSTRUCTION

Back Construction:

Cabinet: Mitered extruded aluminum frame with 2 hinged faces. LED displays installed with sign-in-sign construction. Moisture absorbent interior coating

Face Material: 1/8" thick, dark grey diffused acrylic

Faces: Double Faced Sign

Finish: Duranodic Bronze

Graphic: Printed graphic applied to surface

Mounting Channel: None

#### ELECTRICAL

Flashing: Not Included

Input Voltage: 120-277 VAC

UL/cUL Listed: Listed for wet locations

#### MESSAGE

Color: Black opaque

Font: Swiss 721 Bold BT

Illumination: Backlit with high intensity LEDs. Message blanks out when off

Sign Messages: See message table below

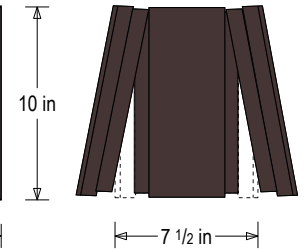

MESSAGE	LED/COLOR	HEIGHT	AMPS
NO	Red Wide Angle LED	4.5"	0.131-0.057
VACANCY	Green Wide Angle LED	4.5"	0.477-0.207
NO	Red Wide Angle LED	4.5"	0.131-0.057
VACANCY	Green Wide Angle LED	4.5"	0.477-0.207

NOTE: Above messages are independently controlled.

## Product View

NOTE: Sign image may not exactly represent the finished product. For illustration purposes only.

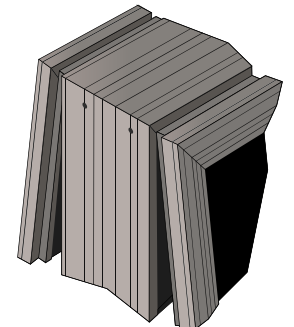
Side A



Side B



Frame Detail



Sample Display Options

