

PRODUCT ID: 5968

Outdoor Blank-out LED Direct-view Sign

MODEL

TCL726GR-280/120-277VAC



DIMENSIONS

7" H x 26" W x 2.5" D (est. 7.141 lbs)

CLASS

CLASS: TCL Series

Control Method: Switch (not included) or external relay.

CONSTRUCTION

Back Construction: 0.050" Lift-n-Shift Back

Cabinet: 1-piece, corrosion resistant, extruded aluminum frame, 2.5" deep.

Face Material: 1/8" impact resistant, smoke-tinted polycarbonate (5109)

Faces: Single Faced Sign

Finish: Duranodic Bronze

Mounting Channel: None

ELECTRICAL

Flashing: Not Included

Input Voltage: 120-277 VAC

Photodimming: None

UL/cUL Listed: Listed for wet locations

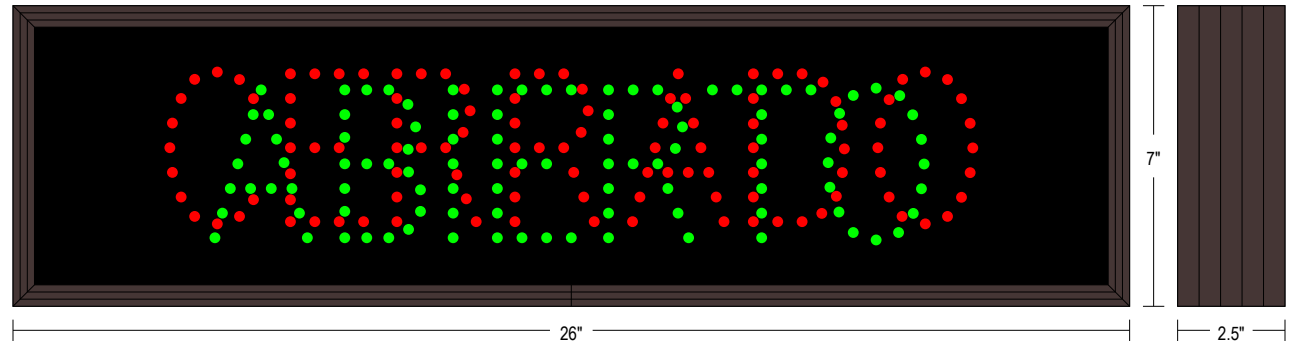
MESSAGE

Illumination: Super bright direct view LEDs. Message blanks out when off.

Sign Messages: See message table below

Product View



NOTE: Sign image may not exactly represent the finished product. For illustration purposes only.



MESSAGE	LED/COLOR	HEIGHT	AMPS
ABIERTO	Green Wide Angle LED	3.5"	0.081-0.035
CERRADO	Red Wide Angle LED	3.5"	0.055-0.024

NOTE: Above messages are independently controlled.

Sample Display Options



Frame Detail

