

PRODUCT ID: 59133

Outdoor Blank-out LED Backlit Sign

MODEL

PHX1426DGRGR-B646/120-277VAC



DIMENSIONS

14" H x 26" W x 7.5" D (est. 31.751 lbs)

CLASS

Class: PHX Series

Control Method: Switch (not included) or external relay.

CONSTRUCTION

Back Construction:

Cabinet: Mitered extruded aluminum frame with 2 hinged faces. LED displays installed with sign-in-sign construction. Moisture absorbent interior coating

Face Material: 1/8" thick, dark grey diffused acrylic

Faces: Double Faced Sign

Finish: Duranodic Bronze

Graphic: Printed graphic applied to surface

Mounting Channel: None

ELECTRICAL

Flashing: Not Included

Input Voltage: 120-277 VAC

UL/cUL Listed: Listed for wet locations

MESSAGE

Color: Black opaque

Font: Swiss 721 Bold BT

Illumination: Backlit with high intensity LEDs. Message blanks out when off

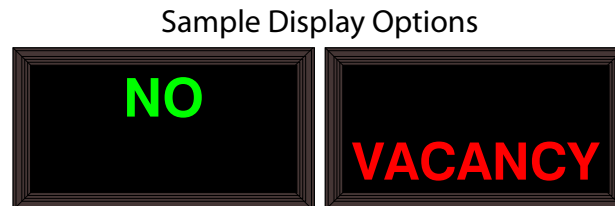
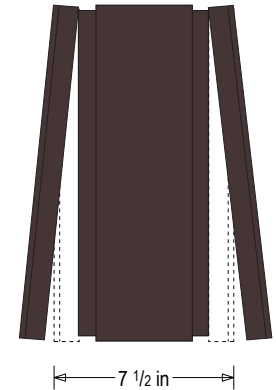
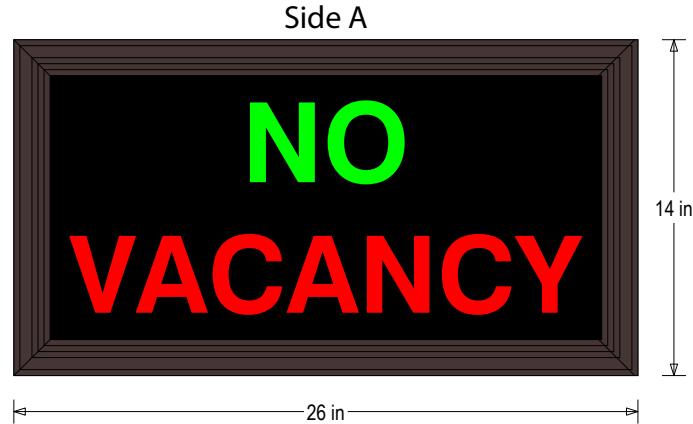
Sign Messages: See message table below

MESSAGE	LED/COLOR	HEIGHT	AMPS
NO	Green Wide Angle LED	3.5"	0.260-0.113
VACANCY	Red Wide Angle LED	3.375"	0.173-0.075
NO	Green Wide Angle LED	3.5"	0.260-0.113
VACANCY	Red Wide Angle LED	3.375"	0.173-0.075

NOTE: Above messages are independently controlled.

Product View

NOTE: Sign image may not exactly represent the finished product. For illustration purposes only.



Frame Detail

