

PRODUCT ID: 59070
LED Panel Sign

MODEL
LPS9649GR-10-P086/120-277VAC



DIMENSIONS
96" H x 49" W x 5.5" D (est. 216.813 lbs)

CLASS
Class: LPS Series
Control Method: Switch (not included) or external relay.

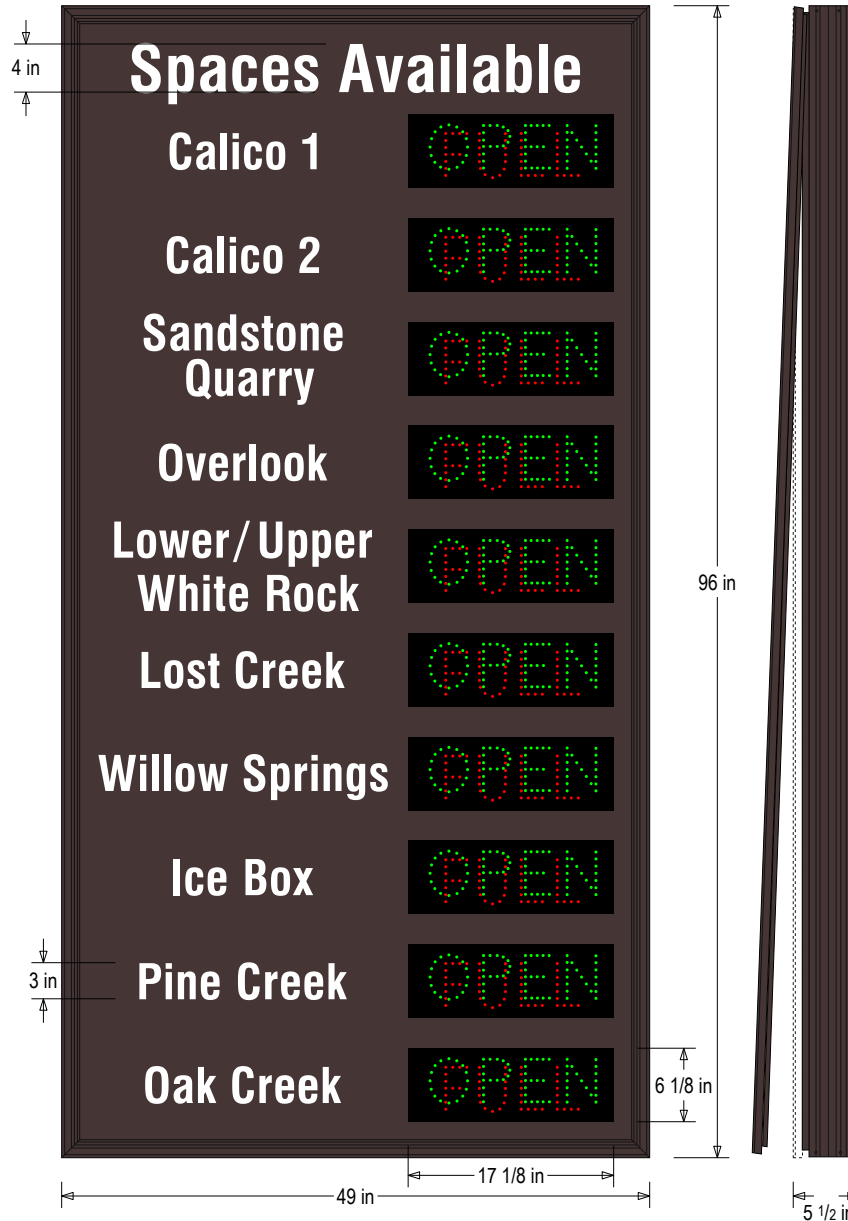
CONSTRUCTION
Back Construction: 0.125" Aluminum sheet
Cabinet: Corrosion resistant, extruded aluminum frame with a hinged face. 5.5" deep, mitered construction. LED displays are attached using sign-in-sign construction. Moisture absorbent interior coating.
Face Material: 1/8" thick routed aluminum panel.
Faces: Single Faced Sign
Finish: Duranodic Bronze
Graphic: Vinyl applied graphic
Number of Displays: (10)

ELECTRICAL
Input Voltage: 120-277 VAC
UL/cUL Listed: Listed for wet locations

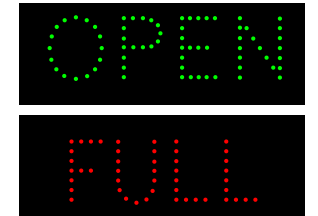
MESSAGE
Color: White reflective vinyl (7812)
Font: Swiss 721 Bold Condensed BT
Sign Messages: See message table below

Product View

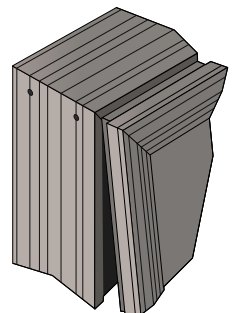
NOTE: Sign image may not exactly represent the finished product. For illustration purposes only.



Prod. 5898, OPEN | FULL



Frame Detail



MESSAGE	LED/COLOR	HEIGHT	AMPS
---------	-----------	--------	------

Spaces Available	White Reflective Vinyl	4.0" 3.0"	0.001-0.000
Calico 1	Green Wide Angle LED	3.5"	0.055-0.024
Calico 2	Red Wide Angle LED	3.5"	0.024-0.010
Sandstone Quarry	Green Wide Angle LED	3.5"	0.055-0.024
Overlook	Red Wide Angle LED	3.5"	0.024-0.010
Lower/Upper White Rock	Green Wide Angle LED	3.5"	0.055-0.024
Lost Creek	Red Wide Angle LED	3.5"	0.024-0.010
Willow Springs	Green Wide Angle LED	3.5"	0.055-0.024
Ice Box	Red Wide Angle LED	3.5"	0.024-0.010
Pine Creek	Green Wide Angle LED	3.5"	0.055-0.024
Oak Creek	Red Wide Angle LED	3.5"	0.024-0.010

NOTE: Above messages are independently controlled.