

PRODUCT ID: 5898

Outdoor Blank-out LED Direct-view Sign

MODEL
TCL718GR-220/120-277VAC



DIMENSIONS
7" H x 18" W x 2.5" D (est. 4.21 lbs)

CLASS
CLASS: TCL Series
Control Method: Switch (not included) or external relay.

CONSTRUCTION
Back Construction: 0.050" Lift-n-Shift Back
Cabinet: 1-piece, corrosion resistant, extruded aluminum frame, 2.5" deep.
Face Material: 1/8" impact resistant, smoke-tinted polycarbonate (5109)
Faces: Single Faced Sign
Finish: Duranodic Bronze
Mounting Channel: None

ELECTRICAL
Flashing: Not Included
Input Voltage: 120-277 VAC
Photodimming: None
UL/cUL Listed: Listed for wet locations

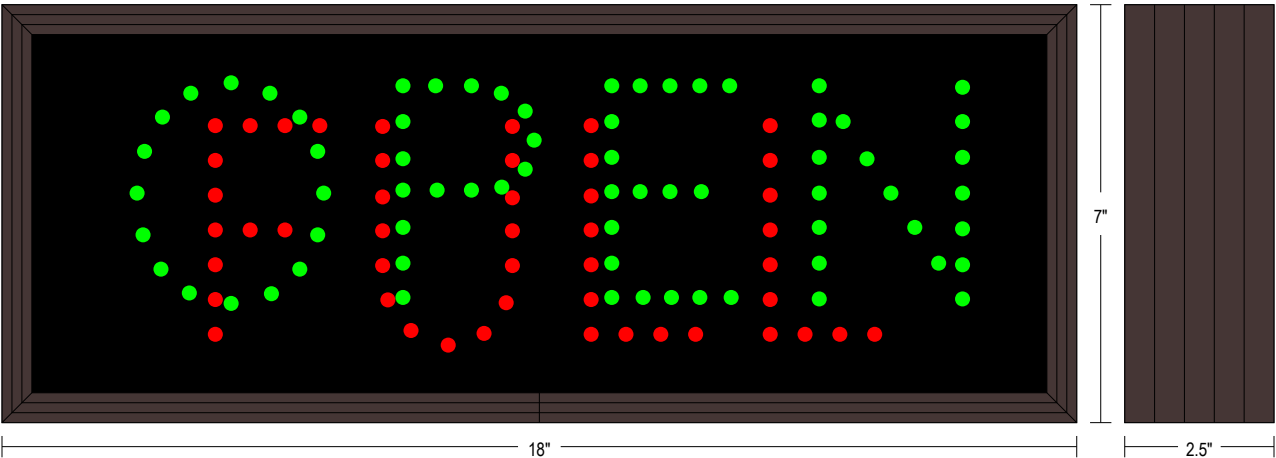
MESSAGE
Illumination: Super bright direct view LEDs. Message blanks out when off.
Sign Messages: See message table below

MESSAGE	LED/COLOR	HEIGHT	AMPS
OPEN	Green Wide Angle LED	3.5"	0.055-0.024
FULL	Red Wide Angle LED	3.5"	0.024-0.010

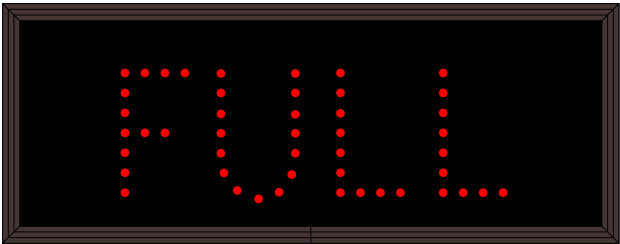

NOTE: Above messages are independently controlled.

Product View

NOTE: Sign image may not exactly represent the finished product. For illustration purposes only.



Sample Display Options



Frame Detail

