

# PRODUCT ID: 49577

## Outdoor Blank-out LED Direct-view Sign

### MODEL

TCL3010DGG-180/120-277VAC



### DIMENSIONS

30" H x 10" W x 7.5" D (est. 27.549 lbs)

### CLASS

CLASS: TCL Series

Control Method: Switch (not included) or external relay.

### CONSTRUCTION

Back Construction:

Cabinet: Mitered extruded aluminum frame with 2 hinged faces. LED displays installed with sign-in-sign construction. Moisture absorbent interior coating

Face Material: 1/8" impact resistant, smoke-tinted polycarbonate (5109)

Faces: Double Faced Sign

Finish: Duranodic Bronze

Mounting Channel: None

### ELECTRICAL

Flashing: Not Included

Input Voltage: 120-277 VAC

Photodimming: None

UL/cUL Listed: Listed for wet locations

### MESSAGE

Illumination: Super bright direct view LEDs. Message blanks out when off.

Sign Messages: See message table below

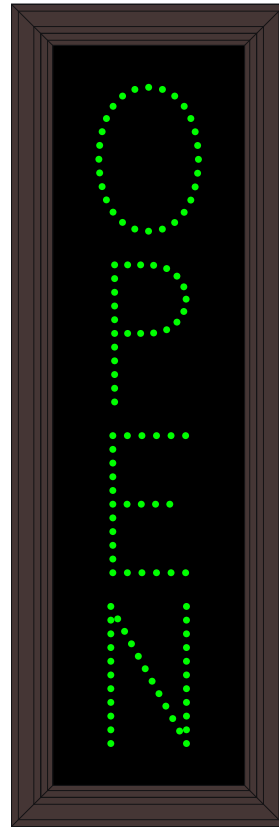
MESSAGE	LED/COLOR	HEIGHT	AMPS
OPEN	Green Wide Angle LED	5.0"	0.089-0.039
OPEN	Green Wide Angle LED	5.0"	0.089-0.039

NOTE: Above messages are independently controlled.

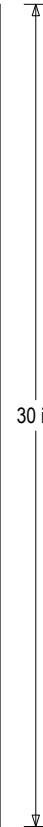
## Product View

NOTE: Sign image may not exactly represent the finished product. For illustration purposes only.

Side A





10 in



30 in

Side B



7 1/2 in

Frame Detail

