

## PRODUCT ID: 49510

### Outdoor Blank-out LED Direct-view Sign

#### MODEL

TCL1236DGG-180DS/120-277VAC



#### DIMENSIONS

12" H x 36" W x 7.5" D (est. 38.547 lbs)

#### CLASS

CLASS: TCL Series

Control Method: Switch (not included) or external relay.

#### CONSTRUCTION

Back Construction: 0.050" Lift-n-Shift Back

Cabinet: Mitered extruded aluminum frame with 2 hinged faces. LED displays installed with sign-in-sign construction. Moisture absorbent interior coating

Face Material: 1/8" impact resistant, smoke-tinted polycarbonate (5109)

Faces: Double Faced Sign

Finish: Duranodic Bronze

Mounting Channel: None

#### ELECTRICAL

Flashing: Not Included

Input Voltage: 120-277 VAC

Photodimming: None

UL/cUL Listed: Listed for wet locations

#### MESSAGE

Illumination: Super bright direct view LEDs. Message blanks out when off.

Sign Messages: See message table below

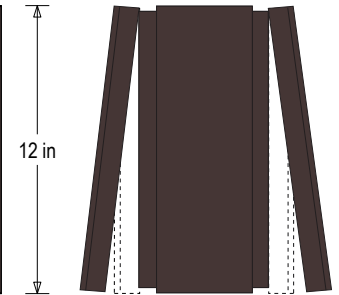
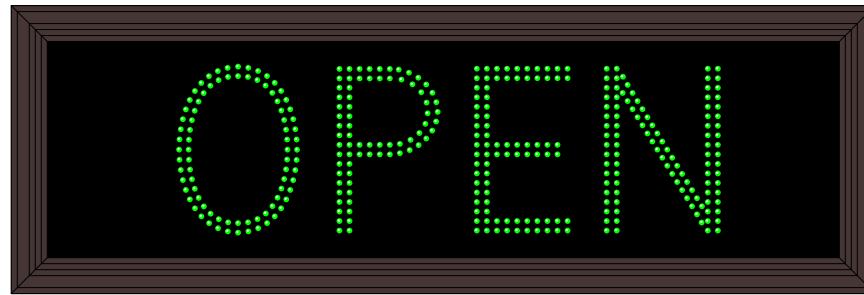
MESSAGE	LED/COLOR	HEIGHT	AMPS
OPEN	Green Wide Angle LED	6.75"	0.279-0.121
OPEN	Green Wide Angle LED	6.75"	0.279-0.121

NOTE: Above messages are independently controlled.

## Product View

NOTE: Sign image may not exactly represent the finished product. For illustration purposes only.

Side A

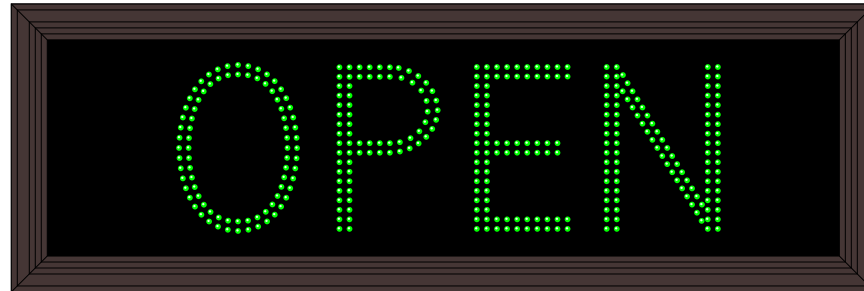


36 in

12 in

7 1/2 in

Side B



Frame Detail

