

PRODUCT ID: 49452

Outdoor Blank-out LED Direct-view Sign

MODEL

TCL2060GR-100/120-277VAC



DIMENSIONS

20" H x 60" W x 5.5" D (est. 64.927 lbs)

CLASS

CLASS: TCL Series

Control Method: Switch (not included) or external relay.

CONSTRUCTION

Back Construction: 0.125" Aluminum sheet

Cabinet: Corrosion resistant, extruded aluminum frame with a hinged face. 5.5" deep, mitered construction. LED displays are attached using sign-in-sign construction. Moisture absorbent interior coating.

Face Material: 1/8" impact resistant, smoke-tinted polycarbonate (5109)

Faces: Single Faced Sign

Finish: Duranodic Bronze

Mounting Channel: None

ELECTRICAL

Flashing: Not Included

Input Voltage: 120-277 VAC

Photodimming: None

UL/cUL Listed: Listed for wet locations

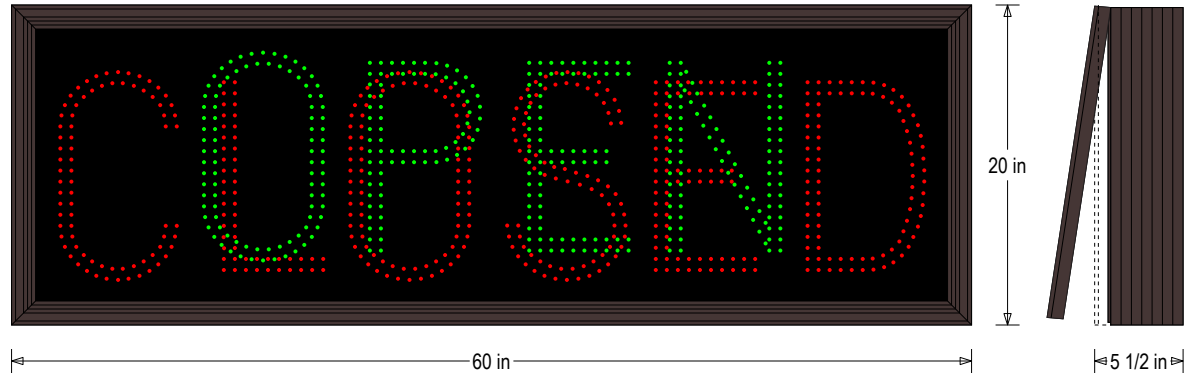
MESSAGE

Illumination: Super bright direct view LEDs. Message blanks out when off.


Sign Messages: See message table below

Product View

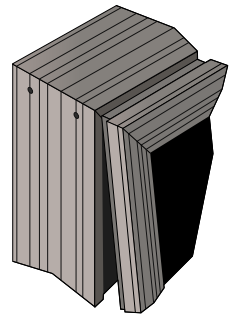
NOTE: Sign image may not exactly represent the finished product. For illustration purposes only.



Sample Display Options



Frame Detail



MESSAGE	LED/COLOR	HEIGHT	AMPS
OPEN	Green Wide Angle LED	11.75"	0.281-0.122
CLOSED	Red Wide Angle LED	11.75"	0.233-0.101

NOTE: Above messages are independently controlled.