

PRODUCT ID: 49051

Outdoor Blank-out LED Direct-view Sign

MODEL

TCL1818RG-A626DS/12-24VDC



DIMENSIONS

18" H x 18" W x 2.5" D (est. 6.531 lbs)

CLASS

CLASS: TCL Series

Control Method: Switch (not included) or external relay.

CONSTRUCTION

Back Construction: 0.050" Lift-n-Shift Back

Cabinet: 1-piece, corrosion resistant, extruded aluminum frame, 2.5" deep.

Face Material: 1/8" impact resistant, smoke-tinted polycarbonate (5109)

Faces: Single Faced Sign

Finish: Duranodic Bronze

Mounting Channel: None

ELECTRICAL

Flashing: Not Included

Input Voltage: 12-24 VDC

Photodimming: None

UL/cUL Listed: Listed for wet locations

MESSAGE

Illumination: Super bright direct view LEDs. Message blanks out when off.

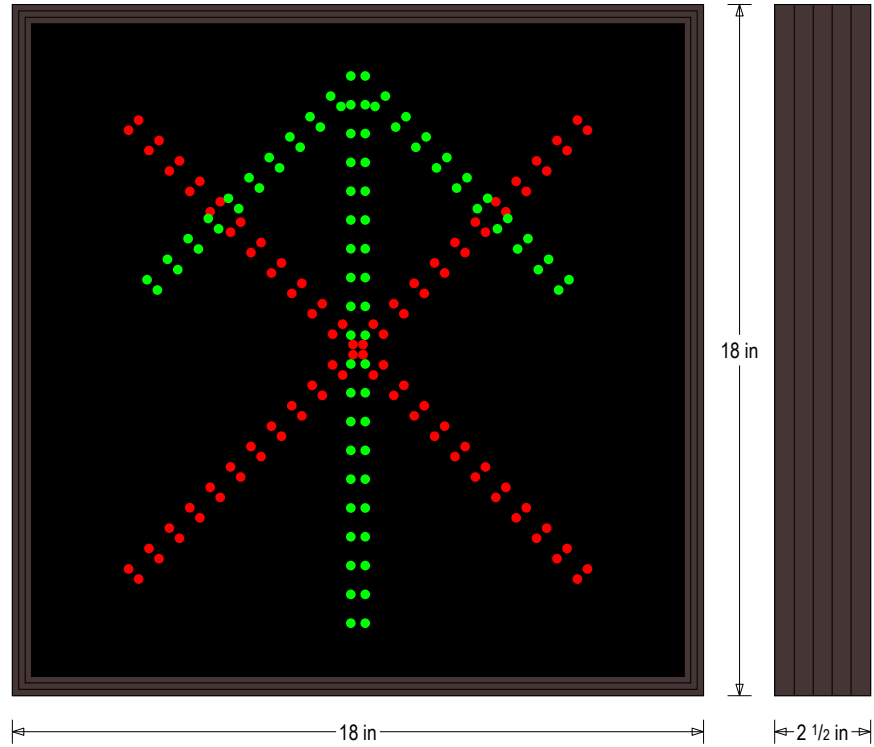
Sign Messages: See message table below

MESSAGE	LED/COLOR	HEIGHT	AMPS
X	Red Wide Angle LED	12.0"	0.453-0.227
Down Arrow	Green Wide Angle LED	14.25"	0.653-0.327

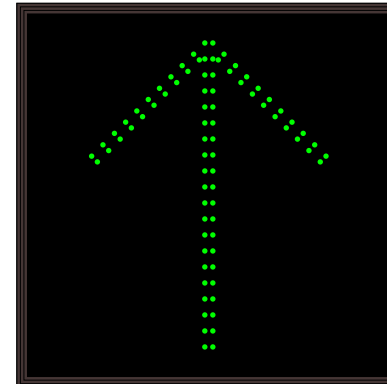

NOTE: Above messages are independently controlled.

Product View

NOTE: Sign image may not exactly represent the finished product. For illustration purposes only.



Sample Display Options



Frame Detail

