

## PRODUCT ID: 48536

### Outdoor Blank-out LED Direct-view Sign

#### MODEL

TCL3096GR-100TS/120-277VAC



#### DIMENSIONS

30" H x 96" W x 5.5" D (est. 129.188 lbs)

#### CLASS

CLASS: TCL Series

Control Method: Switch (not included) or external relay.

#### CONSTRUCTION

Back Construction: 0.125" Aluminum sheet

Cabinet: Corrosion resistant, extruded aluminum frame with a hinged face. 5.5" deep, mitered construction. Moisture absorbent interior coating.

Face Material: 1/8" impact resistant, smoke-tinted polycarbonate (5109)

Faces: Single Faced Sign

Finish: Duranodic Bronze

Mounting Channel: None

#### ELECTRICAL

Flashing: Not Included

Input Voltage: 120-277 VAC

Photodimming: None

UL/cUL Listed: Listed for wet locations

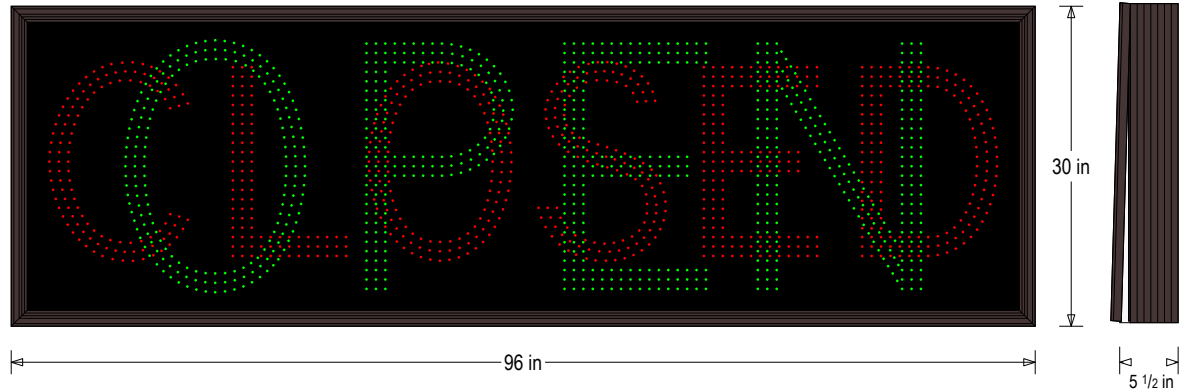
#### MESSAGE

Illumination: Super bright direct view LEDs. Message blanks out when off.


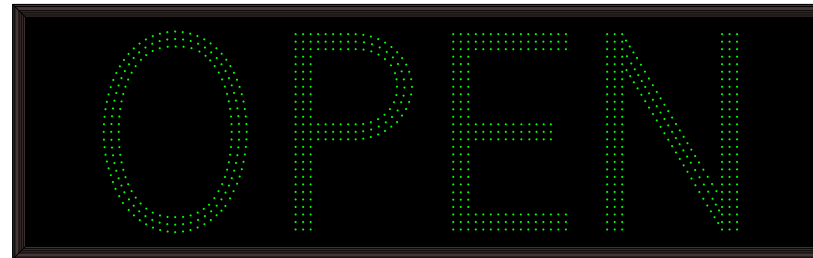
Sign Messages: See message table below

## Product View

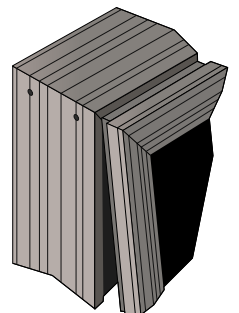
NOTE: Sign image may not exactly represent the finished product. For illustration purposes only.



### Sample Display Options



#### Frame Detail



MESSAGE	LED/COLOR	HEIGHT	AMPS
OPEN	Green Wide Angle LED	23.0"	0.636-0.276
CLOSED	Red Wide Angle LED	17.6875"	0.389-0.169

NOTE: Above messages are independently controlled.