

# PRODUCT ID: 48036

## Outdoor Blank-out LED Direct-view Sign

### MODEL

TCL2222RG-I904/120-277VAC



### DIMENSIONS

22" H x 22" W x 2.5" D (est. 16.506 lbs)

### CLASS

CLASS: TCL Series

Control Method: Switch (not included) or external relay.

### CONSTRUCTION

Back Construction: 0.050" Lift-n-Shift Back

Cabinet: 1-piece, corrosion resistant, extruded aluminum frame, 2.5" deep.

Face Material: 1/8" impact resistant, smoke-tinted polycarbonate (5109)

Faces: Single Faced Sign

Finish: Duranodic Bronze

Mounting Channel: None

### ELECTRICAL

Flashing: Not Included

Input Voltage: 120-277 VAC

Photodimming: None

UL/cUL Listed: Listed for wet locations

### MESSAGE

Illumination: Super bright direct view LEDs. Message blanks out when off.

Sign Messages: See message table below

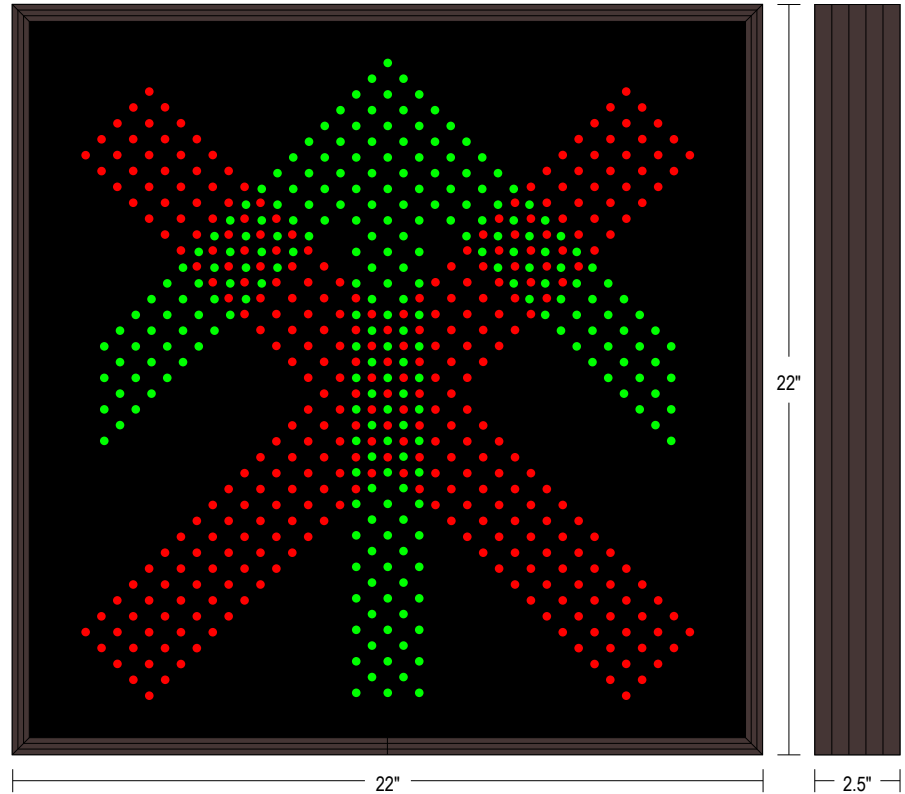
MESSAGE	LED/COLOR	HEIGHT	AMPS
---------	-----------	--------	------

X	Red Narrow Angle LED	18.0"	0.156-0.068
Up Arrow	Green Narrow Angle LED	18.0"	0.185-0.080



NOTE: Above messages are independently controlled.

## Product View

NOTE: Sign image may not exactly represent the finished product. For illustration purposes only.



### Sample Display Options



### Frame Detail

