

PRODUCT ID: 48018

Outdoor Blank-out LED Direct-view Sign

MODEL

TCL3490GR-100TS/120-277VAC



DIMENSIONS

34" H x 90" W x 5.5" D (est. 130.502 lbs)

CLASS

CLASS: TCL Series

Control Method: Switch (not included) or external relay.

CONSTRUCTION

Back Construction: 0.125" Aluminum sheet

Cabinet: Corrosion resistant, extruded aluminum frame with a hinged face. 5.5" deep, mitered construction. Moisture absorbent interior coating.

Face Material: 1/8" impact resistant, smoke-tinted polycarbonate (5109)

Faces: Single Faced Sign

Finish: Duranodic Bronze

Mounting Channel: None

ELECTRICAL

Flashing: Not Included

Input Voltage: 120-277 VAC

Photodimming: None

UL/cUL Listed: Listed for wet locations


MESSAGE

Illumination: Super bright direct view LEDs. Message blanks out when off.

Sign Messages: See message table below

Product View


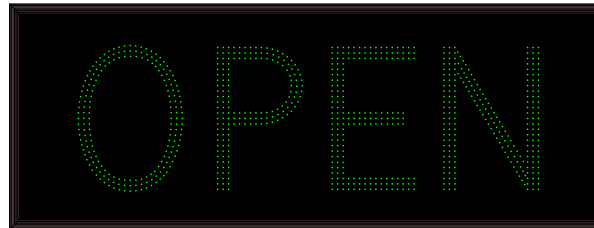
NOTE: Sign image may not exactly represent the finished product. For illustration purposes only.



MESSAGE	LED/COLOR	HEIGHT	AMPS
OPEN	Green Wide Angle LED	21.375"	0.636-0.276
CLOSED	Red Wide Angle LED	16.5"	0.389-0.169

NOTE: Above messages are independently controlled.

Sample Display Options



Frame Detail

