

PRODUCT ID: 47472

Outdoor Blank-out LED Direct-view Sign

MODEL

TCL714DAA-225H



DIMENSIONS

7" H x 14" W x 5.5" D (est. 8.374 lbs)

CLASS

CLASS: TCL Series

Control Method: Switch (not included) or external relay.

CONSTRUCTION

Back Construction:

Cabinet: Corrosion resistant, extruded aluminum frame. 5.5" deep, mitered construction.

Face Material: Injection molded, impact resistant Lexan hood with Lexan lenses

Faces: Double Faced Sign

Finish: Duranodic Bronze

Mounting Channel: None

ELECTRICAL

Flashing: Not Included

Input Voltage: 120-277 VAC

Photodimming: None

UL/cUL Listed: Listed for wet locations

MESSAGE

Illumination: Super bright direct view LEDs. Message blanks out when off.

Sign Messages: See message table below

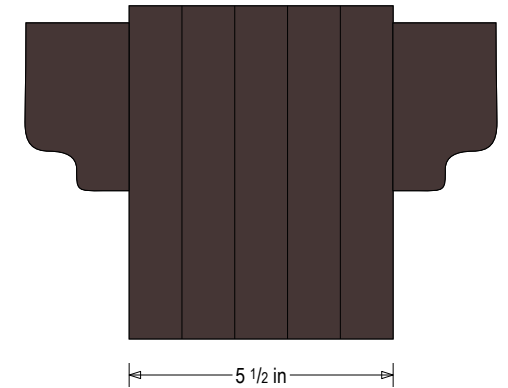
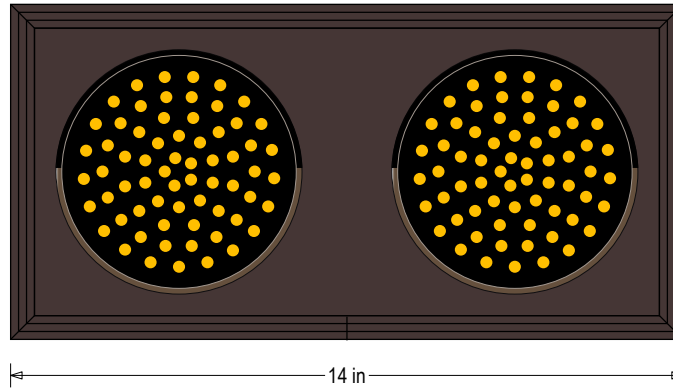
MESSAGE	LED/COLOR	HEIGHT	AMPS
Amber Indicator Dot	Amber Wide Angle LED	4.0"	0.033-0.014
Amber Indicator Dot	Amber Wide Angle LED	4.0"	0.033-0.014
Amber Indicator Dot	Amber Wide Angle LED	4.0"	0.033-0.014
Amber Indicator Dot	Amber Wide Angle LED	4.0"	0.033-0.014

NOTE: Above messages are independently controlled.

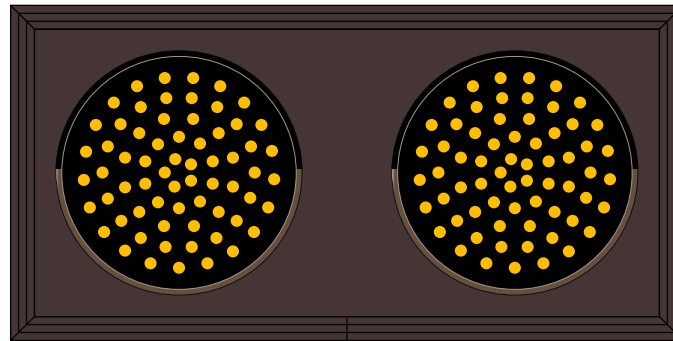
Product View

NOTE: Sign image may not exactly represent the finished product. For illustration purposes only.


Side A



Side B



Sample Display Options



Frame Detail

