

PRODUCT ID: 43633

LED Panel Sign

MODEL

LPS1239DGRGR-100/120-277VAC



DIMENSIONS

12" H x 39" W x 7.5" D (est. 45.976 lbs)

CLASS

Class: LPS Series

Control Method: Switch (not included) or external relay.

CONSTRUCTION

Back Construction: 0.125" Aluminum sheet

Cabinet: Mitered extruded aluminum frame with 2 hinged faces. LED displays installed with sign-in-sign construction. Moisture absorbent interior coating

Face Material: 1/8" thick routed aluminum panel.

Faces: Double Faced Sign

Finish: Duranodic Bronze

Graphic: Printed graphic applied to surface

Number of Displays: (2)

ELECTRICAL

Input Voltage: 120-277 VAC

UL/cUL Listed: Listed for wet locations

MESSAGE

Color: Black opaque

Font: Swiss 721 Bold BT

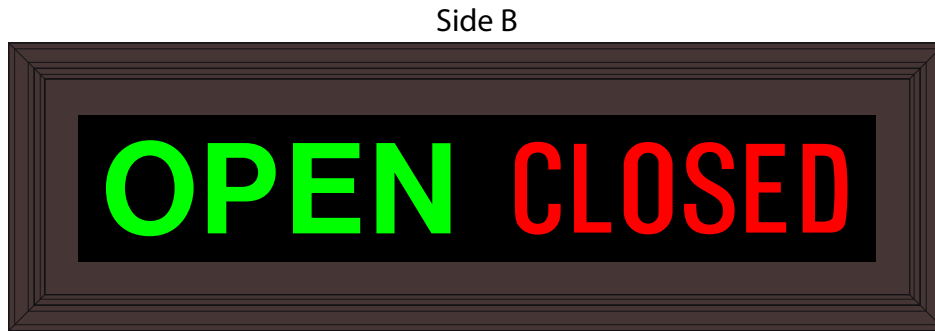
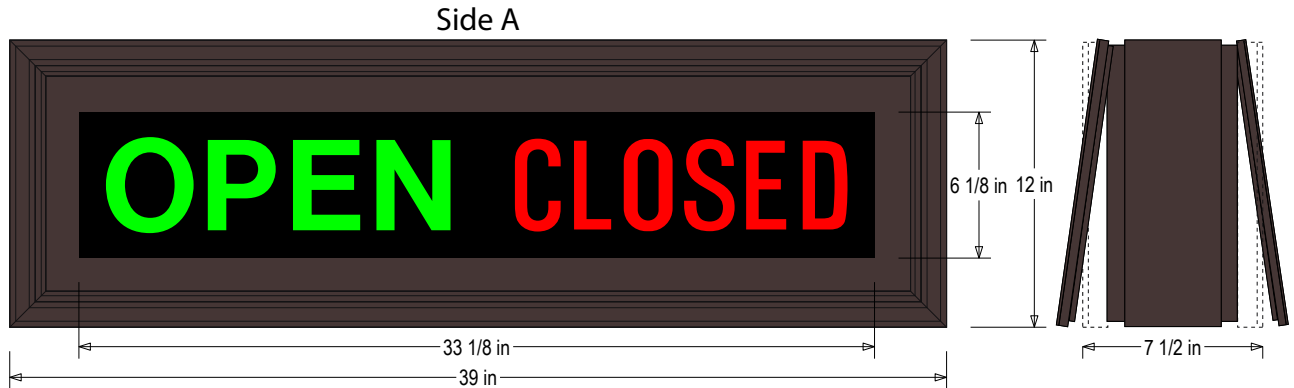
Sign Messages: See message table below

MESSAGE	LED/COLOR	HEIGHT	AMPS
OPEN	Green Wide Angle LED	3.75"	0.173-0.075
CLOSED	Red Wide Angle LED	3.75"	0.116-0.050
OPEN	Green Wide Angle LED	3.75"	0.173-0.075
CLOSED	Red Wide Angle LED	3.75"	0.116-0.050


NOTE: Above messages are independently controlled.

Product View

NOTE: Sign image may not exactly represent the finished product. For illustration purposes only.



Sample Display Options



Frame Detail

