

PRODUCT ID: 41573

Outdoor Blank-out LED Direct-view Sign

MODEL

TCL1228DGRGR-100/120-277VAC



DIMENSIONS

12" H x 28" W x 7.5" D (est. 26.561 lbs)

CLASS

CLASS: TCL Series

Control Method: Switch (not included) or external relay.

CONSTRUCTION

Back Construction: 0.050" Lift-n-Shift Back

Cabinet: Mitered extruded aluminum frame with 2 hinged faces. LED displays installed with sign-in-sign construction. Moisture absorbent interior coating

Face Material: 1/8" impact resistant, smoke-tinted polycarbonate (5109)

Faces: Double Faced Sign

Finish: Duranodic Bronze

Mounting Channel: None

ELECTRICAL

Flashing: Not Included

Input Voltage: 120-277 VAC

Photodimming: None

UL/cUL Listed: Listed for wet locations

MESSAGE

Illumination: Super bright direct view LEDs. Message blanks out when off.

Sign Messages: See message table below

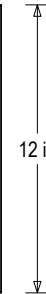

MESSAGE	LED/COLOR	HEIGHT	AMPS
OPEN	Green Wide Angle LED	6.0"	0.111-0.048
CLOSED	Red Wide Angle LED	6.0"	0.079-0.034
OPEN	Green Wide Angle LED	6.0"	0.111-0.048
CLOSED	Red Wide Angle LED	6.0"	0.079-0.034

NOTE: Above messages are independently controlled.


Product View

NOTE: Sign image may not exactly represent the finished product. For illustration purposes only.



Side A



Side B



Sample Display Options



Frame Detail

