

# PRODUCT ID: 40958

## Outdoor Blank-out LED Direct-view Sign

### MODEL

TCL1418DGGRGGR-A101/120-277VAC



### DIMENSIONS

14" H x 18" W x 5.5" D (est. 13.453 lbs)

### CLASS

CLASS: TCL Series

Control Method: Switch (not included) or external relay.

### CONSTRUCTION

Back Construction: 0.050" Lift-n-Shift Back

Cabinet: Corrosion resistant, extruded aluminum frame. 5.5" deep, mitered construction.

Face Material: 1/8" impact resistant, smoke-tinted polycarbonate (5109)

Faces: Double Faced Sign

Finish: Duranodic Bronze

Mounting Channel: None

### ELECTRICAL

Flashing: Not Included

Input Voltage: 120-277 VAC

Photodimming: None

UL/cUL Listed: Listed for wet locations

### MESSAGE

Illumination: Super bright direct view LEDs. Message blanks out when off.

Sign Messages: See message table below

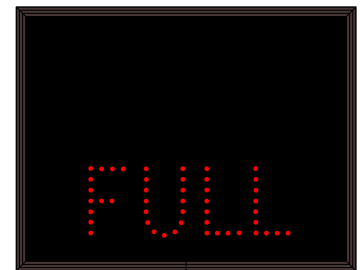
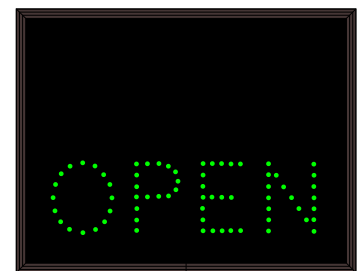
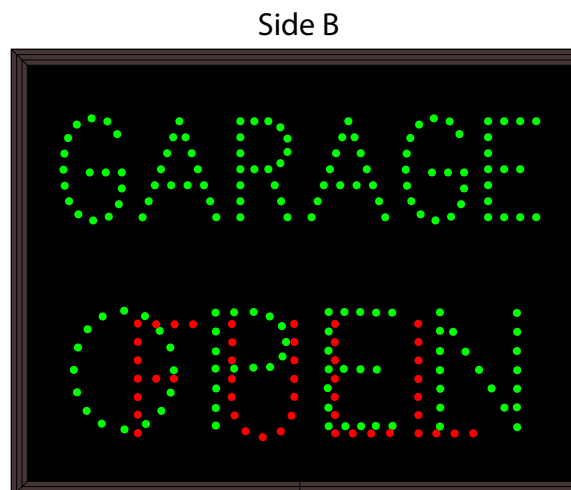
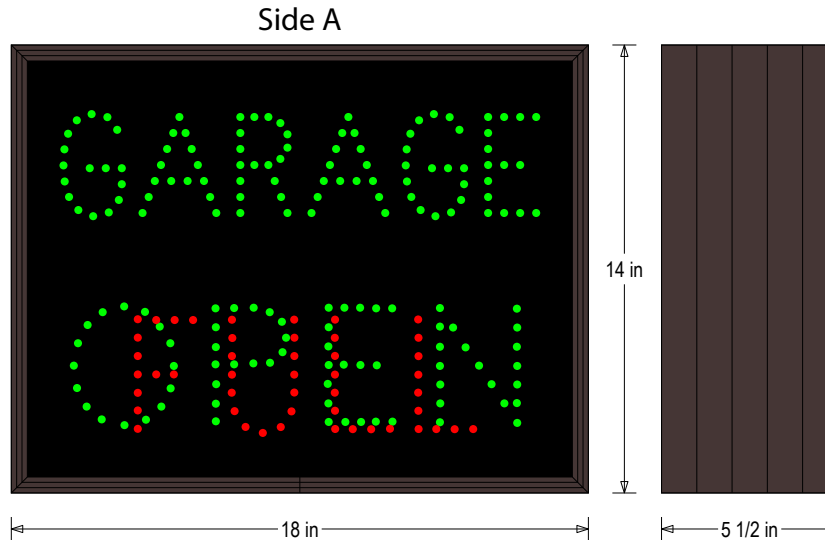
MESSAGE	LED/COLOR	HEIGHT	AMPS
GARAGE	Green Wide Angle LED	3.0"	0.079-0.034
OPEN	Green Wide Angle LED	3.5"	0.055-0.024
FULL	Red Wide Angle LED	3.5"	0.024-0.010
GARAGE	Green Wide Angle LED	3.0"	0.079-0.034
OPEN	Green Wide Angle LED	3.5"	0.055-0.024
FULL	Red Wide Angle LED	3.5"	0.024-0.010

NOTE: Above messages are independently controlled.

## Product View

NOTE: Sign image may not exactly represent the finished product. For illustration purposes only.

### Sample Display Options



### Frame Detail

