

PRODUCT ID: 38173

Outdoor Blank-out LED Direct-view Sign

MODEL

TCL1212RG-175DS



DIMENSIONS

12" H x 12" W x 2.5" D (est. 3.97 lbs)

CLASS

CLASS: TCL Series

Control Method: Switch (not included) or external relay.

CONSTRUCTION

Back Construction: 0.050" Lift-n-Shift Back

Cabinet: 1-piece, corrosion resistant, extruded aluminum frame, 2.5" deep.

Face Material: 1/8" impact resistant, smoke-tinted polycarbonate (5109)

Faces: Single Faced Sign

Finish: Duranodic Bronze

Mounting Channel: None

ELECTRICAL

Flashing: Not Included

Input Voltage: 120-277 VAC

Photodimming: None

UL/cUL Listed: Listed for wet locations

MESSAGE

Illumination: Super bright direct view LEDs. Message blanks out when off.

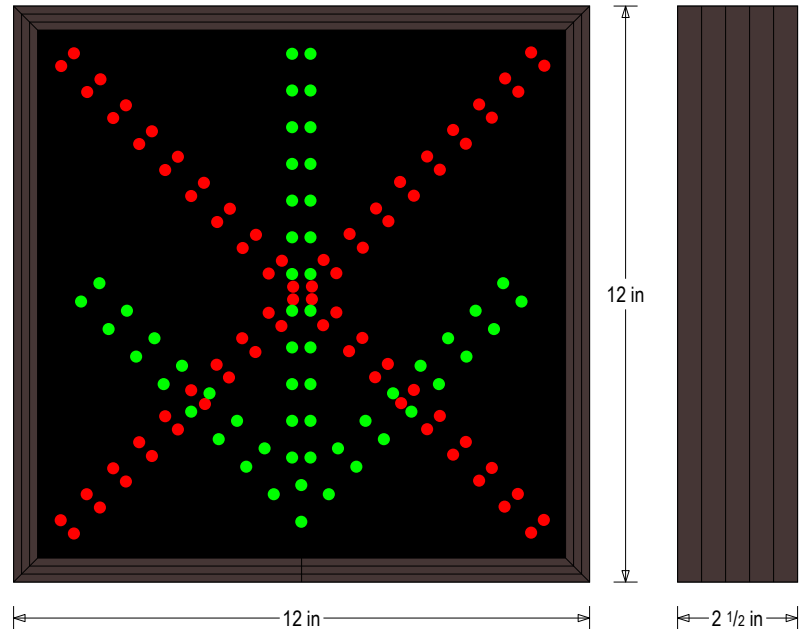
Sign Messages: See message table below

MESSAGE	LED/COLOR	HEIGHT	AMPS
X	Red Narrow Angle LED	10.0"	0.039-0.017
Down Arrow	Green Narrow Angle LED	9.75"	0.045-0.020

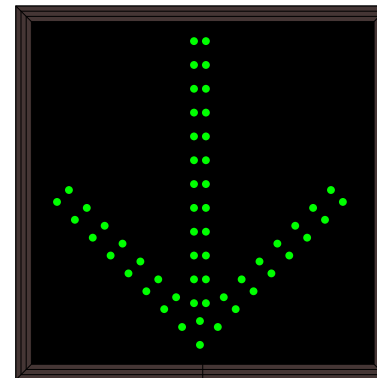

NOTE: Above messages are independently controlled.

Product View

NOTE: Sign image may not exactly represent the finished product. For illustration purposes only.



Sample Display Options



Frame Detail

