

PRODUCT ID: 35679

Extrusion

MODEL

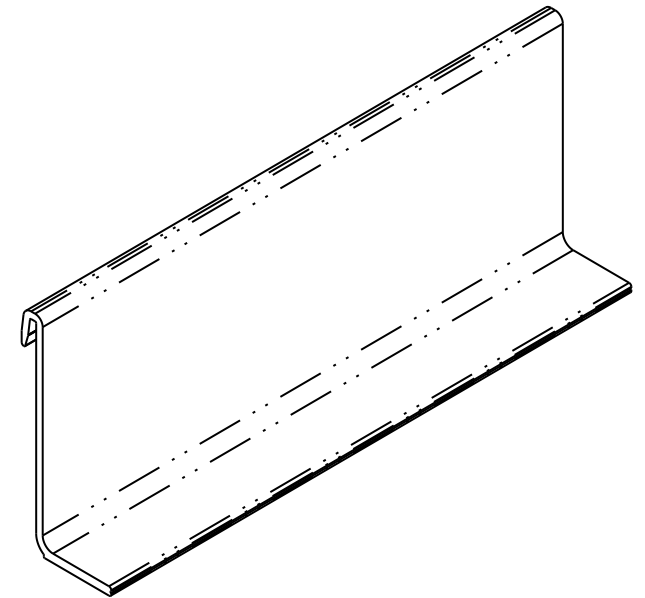
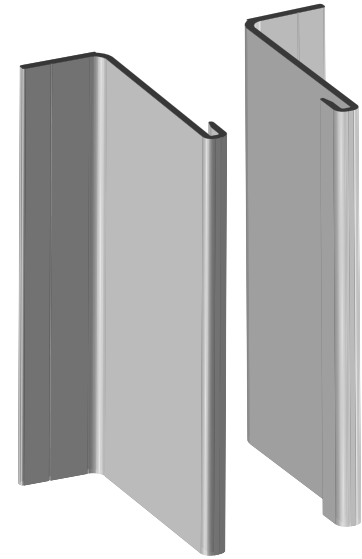

SIS-12

DIMENSIONS

2.731" H x 1.42" W x 11.688" D (est. 0.819 lbs)

Product View

NOTE: Sign image may not exactly represent the finished product. For illustration purposes only.



OVERALL LENGTH = SIGN DIMENSION - 5/16"