

PRODUCT ID: 30357

Outdoor Blank-out LED Direct-view Sign

MODEL

TCL718GR-131/12-24VDC



DIMENSIONS

7" H x 18" W x 2.5" D (est. 5.753 lbs)

CLASS

CLASS: TCL Series

Control Method: Switch (not included) or external relay.

CONSTRUCTION

Back Construction: 0.050" Lift-n-Shift Back

Cabinet: 1-piece, corrosion resistant, extruded aluminum frame, 2.5" deep.

Face Material: 1/8" impact resistant, smoke-tinted polycarbonate (5109)

Faces: Single Faced Sign

Finish: Duranodic Bronze

Mounting Channel: None

ELECTRICAL

Flashing: Not Included

Input Voltage: 12-24 VDC

Photodimming: None

UL/cUL Listed: Listed for wet locations

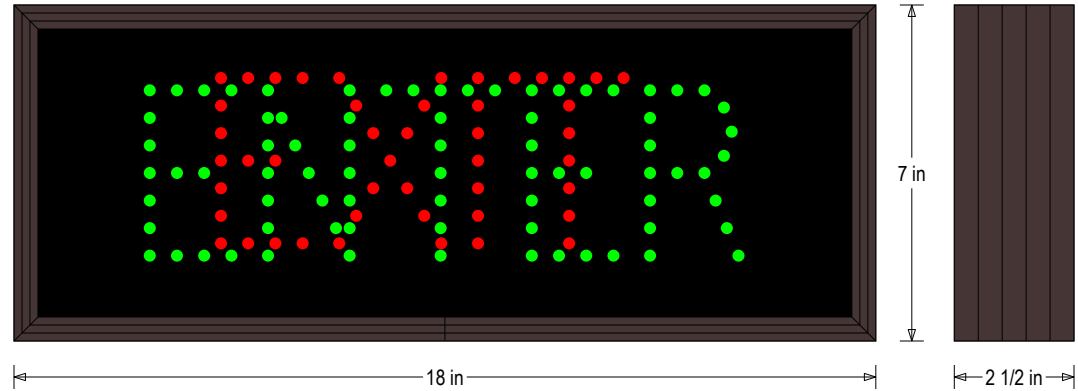
MESSAGE

Illumination: Super bright direct view LEDs. Message blanks out when off.



Sign Messages: See message table below

Product View

NOTE: Sign image may not exactly represent the finished product. For illustration purposes only.



Sample Display Options



Frame Detail



MESSAGE	LED/COLOR	HEIGHT	AMPS
ENTER	Green Wide Angle LED	3.5"	0.627-0.313
EXIT	Red Wide Angle LED	3.5"	0.240-0.120

NOTE: Above messages are independently controlled.