

PRODUCT ID: 3012
Recessed Frame

MODEL
RF618

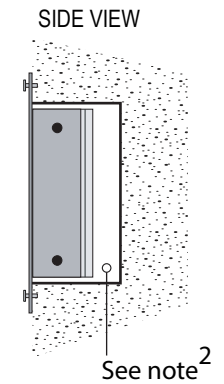
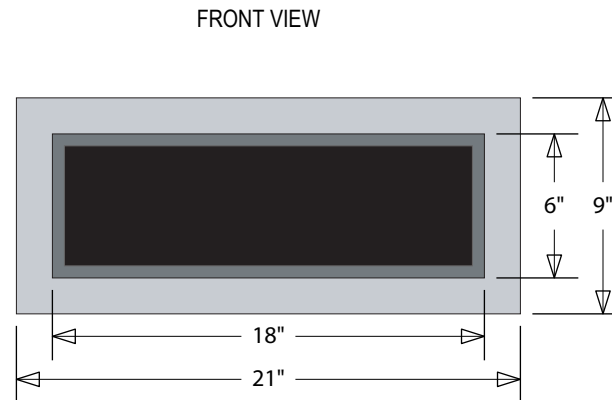
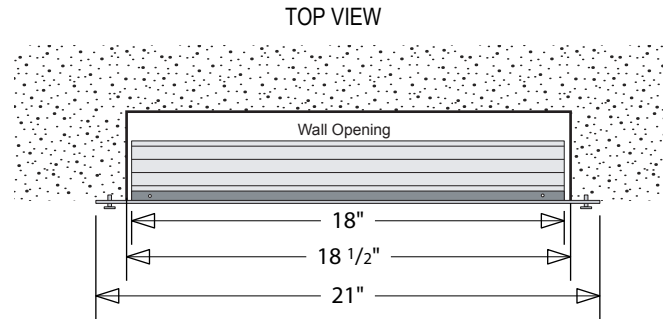
DIMENSIONS
9" H x 21" W x 1.75" D (est. 2.433 lbs)

CONSTRUCTION
Finish: Duranodic Bronze
Material: Formed 1/8" CNC routed aluminum. Holes for mounting sign pre-drilled.

INSTALLATION
Note: Wall opening should be 0.5" larger than sign OD

Product View

NOTE: Sign image may not exactly represent the finished product. For illustration purposes only.



Note²: Allow clearance behind sign per local code or per electrical fittings.