

PRODUCT ID: 24616

Recessed Frame

MODEL

RF811

DIMENSIONS

11" H x 14" W x 1.75" D (est. 1.983 lbs)

CONSTRUCTION

Finish: Duranodic Bronze

Material: Formed 1/8" CNC routed aluminum. Holes for mounting sign pre-drilled.

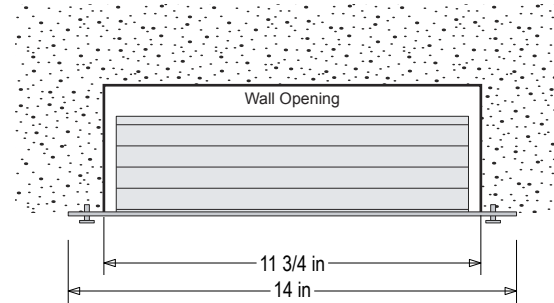
INSTALLATION

Note: Wall opening should be 0.5" larger than sign OD

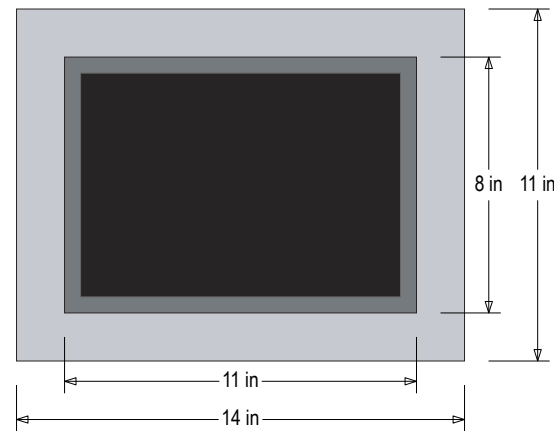
Product View

NOTE: Sign image may not exactly represent the finished product. For illustration purposes only.

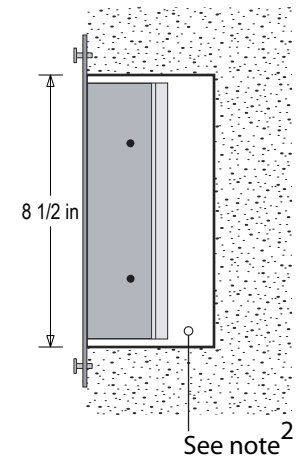
Top View



Front View



Side View



Note²: Allow clearance behind sign per local code or per electrical fittings.