

## PRODUCT ID: 23284

### Outdoor Blank-out LED Direct-view Sign

#### MODEL

TCL1048GR-E658/120-277VAC



#### DIMENSIONS

10" H x 48" W x 2.5" D (est. 13.982 lbs)

#### CLASS

CLASS: TCL Series

Control Method: Switch (not included) or external relay.

#### CONSTRUCTION

Back Construction: 0.050" Lift-n-Shift Back

Cabinet: 1-piece, corrosion resistant, extruded aluminum frame, 2.5" deep.

Face Material: 1/8" impact resistant, smoke-tinted polycarbonate (5109)

Faces: Single Faced Sign

Finish: Duranodic Bronze

Mounting Channel: None

#### ELECTRICAL

Flashing: Not Included

Input Voltage: 120-277 VAC

Photodimming: None

UL/cUL Listed: Listed for wet locations

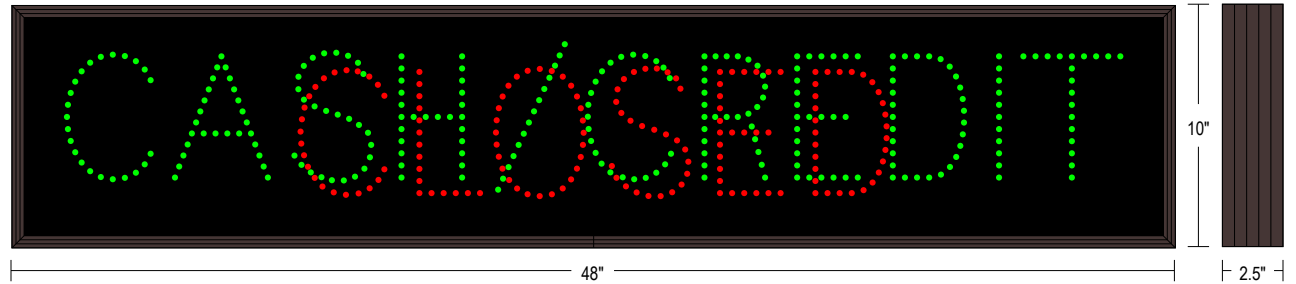
#### MESSAGE

Illumination: Super bright direct view LEDs. Message blanks out when off.

Sign Messages: See message table below

## Product View



NOTE: Sign image may not exactly represent the finished product. For illustration purposes only.



MESSAGE	LED/COLOR	HEIGHT	AMPS
CASH / CREDIT	Green Wide Angle LED	5.0"	0.201-0.087
CLOSED	Red Wide Angle LED	5.0"	0.072-0.031

NOTE: Above messages are independently controlled.

### Sample Display Options



### Frame Detail

