

# PRODUCT ID: 18225

## Outdoor Blank-out LED Direct-view Sign

### MODEL

TCL718RG-175DS/120-277VAC



### DIMENSIONS

7" H x 18" W x 2.5" D (est. 5.245 lbs)

### CLASS

CLASS: TCL Series

Control Method: Switch (not included) or external relay.

### CONSTRUCTION

Back Construction: 0.050" Lift-n-Shift Back

Cabinet: 1-piece, corrosion resistant, extruded aluminum frame, 2.5" deep.

Face Material: 1/8" impact resistant, smoke-tinted polycarbonate (5109)

Faces: Single Faced Sign

Finish: Duranodic Bronze

Mounting Channel: None

### ELECTRICAL

Flashing: Not Included

Input Voltage: 120-277 VAC

Photodimming: None

UL/cUL Listed: Listed for wet locations

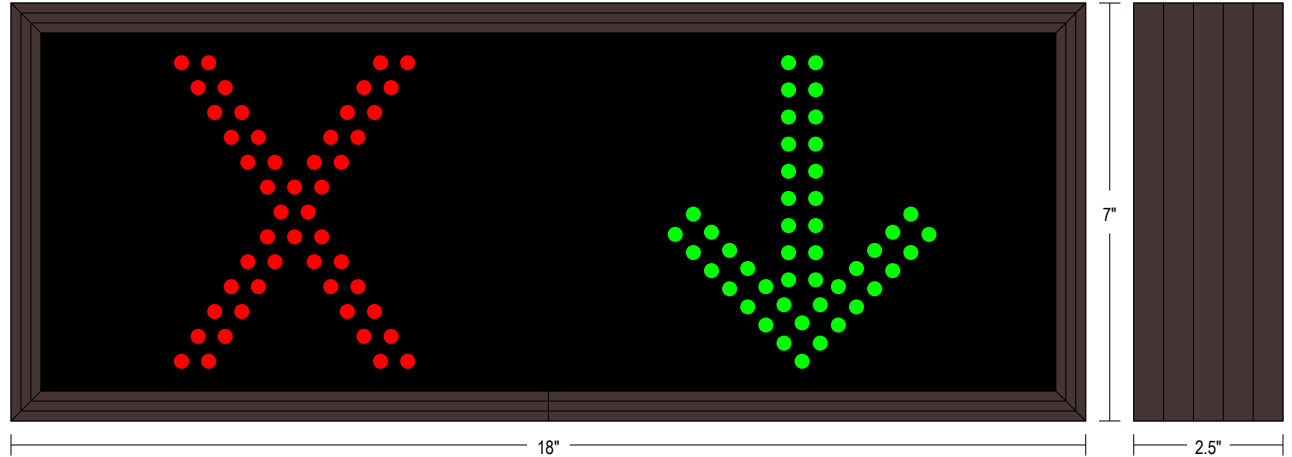
### MESSAGE

Illumination: Super bright direct view LEDs. Message blanks out when off.

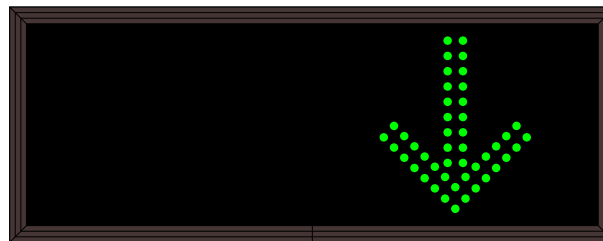
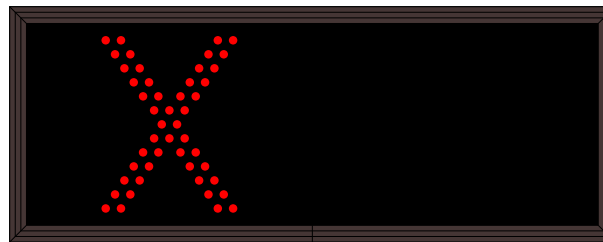
Sign Messages: See message table below

## Product View

NOTE: Sign image may not exactly represent the finished product. For illustration purposes only.



### Sample Display Options



### Frame Detail



MESSAGE	LED/COLOR	HEIGHT	AMPS
---------	-----------	--------	------

X	Red Wide Angle LED	5.0"	0.024-0.010
Down Arrow	Green Wide Angle LED	5.0"	0.039-0.017

NOTE: Above messages are independently controlled.