

PRODUCT ID: 14762
Recessed Frame

MODEL

RF17.62517.625

DIMENSIONS

20.625" H x 20.625" W x 1.5" D (est. 5.678 lbs)

CONSTRUCTION

Finish: Duranodic Bronze

Material: Formed 1/8" CNC routed aluminum. Holes for mounting sign pre-drilled.

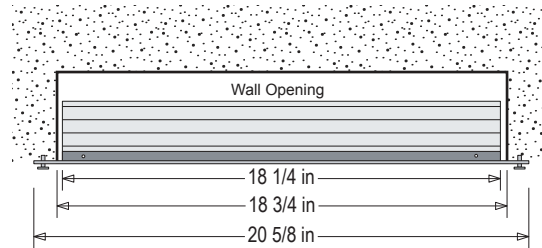
INSTALLATION

Note: Wall opening should be 0.5" larger than sign OD

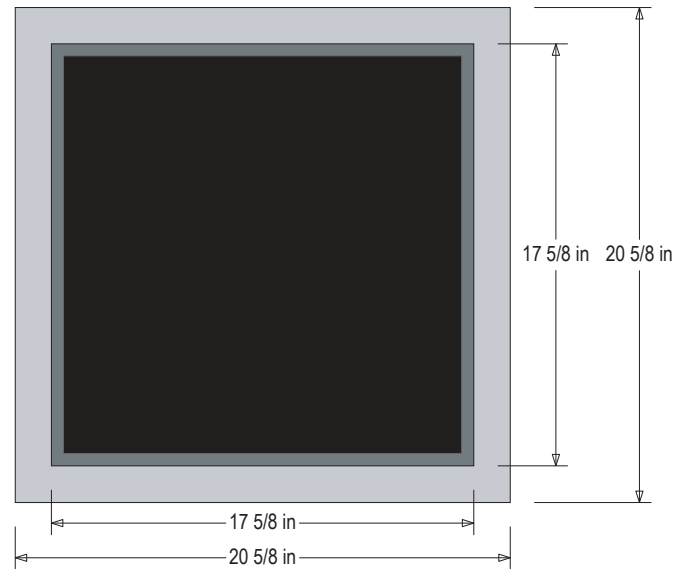
Product View

NOTE: Sign image may not exactly represent the finished product. For illustration purposes only.

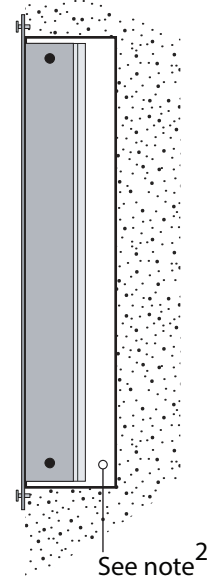
TOP VIEW



FRONT VIEW



SIDE VIEW



Note²: Allow clearance behind sign per local code or per electrical fittings.