

PHENYX PRO[®]

PTD-10

Seven-Piece Drum Microphone Kit



OWNER'S MANUAL

Thank you for purchasing the Phenyx Pro PTD-10 Seven-Piece Drum Microphone Kit. For the best results and the utmost satisfaction for your new unit, please read this manual carefully to ensure proper operation, and keep it for future reference. For more information, please visit our store: www.phenyxpro.com

Table of Contents

4 - **System Description**

- Box contents
- System overview
- Bass/kick drum microphone (PDM33)
- Snare/toms drum microphone (PDM34)
- Overhead condenser microphone (PDM35)

9 - **Operating Instructions**

- Set up
- System maintenance

10 - **Specifications**

12 - **Warranty Information**

System Description

Box Contents

- 1 x Bass/kick drum microphone
- 4 x Snare/toms drum microphone
- 2 x Overhead condenser microphone
- 4 x Microphone clamp
- 4 x Thread insert
- 2 x Microphone clip
- 1 x User manual
- 1 x Carrying case

System Overview

The PTD-10 seven-piece drum microphone kit delivers professional quality and reliable performance. All microphones are built with sturdy metal for excellent durability and specially engineered capsules for warm, dynamic, and sensational sound. This drum set captures any audio sources effectively, including drums, vocals, and other musical instruments. It is suitable for studio rehearsals, club events, stage shows, or home recording. The system also comes with a high-quality carrying case for easy and safe transportation.

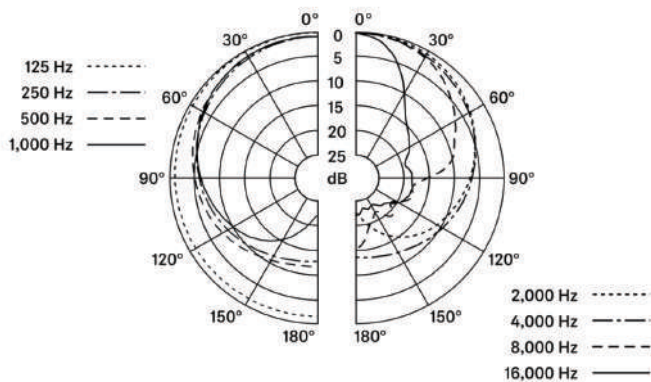
PDM33 Bass/Kick Drum Microphone

Features

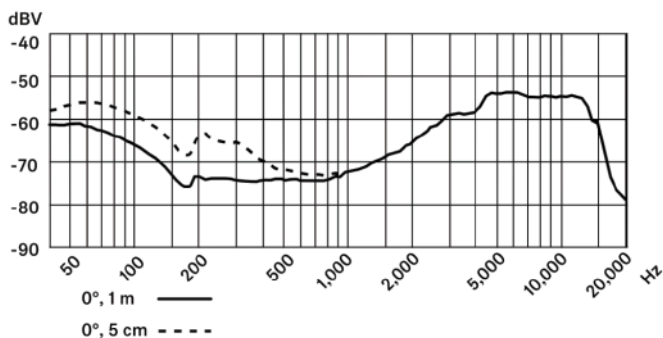
- Dynamic microphone with expanded bass range
- Fast transient response
- Designed for extreme sound pressure levels
- Integral stand mount



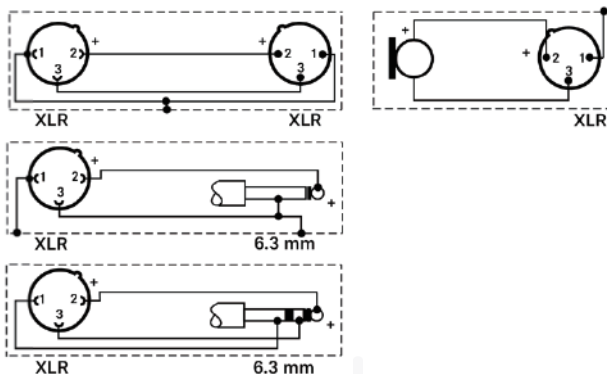
Typical Polar Pattern



Typical Frequency Response



Connector Assignment

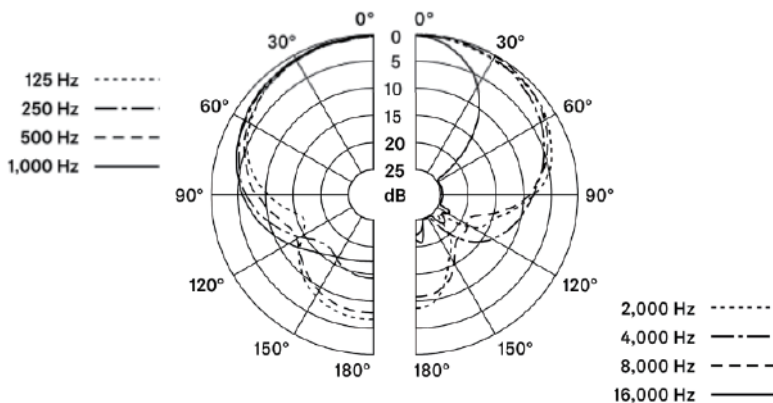


PDM34 Snare/Toms Drum Microphone

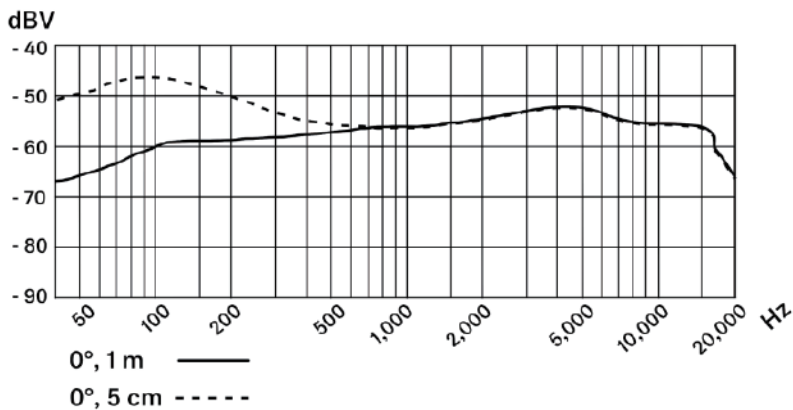
Features

- Handles extreme sound pressure level (over 160 dB) without distortion
- Impact-resistant reinforced housing
- Simple handling and flexible positioning with practical clip-on microphone clamp
- Integral stand mount

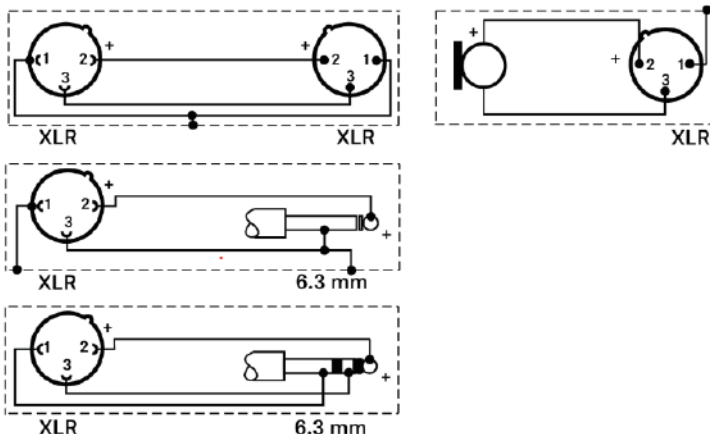
Typical Polar Pattern



Typical Frequency Response



Connector Assignment

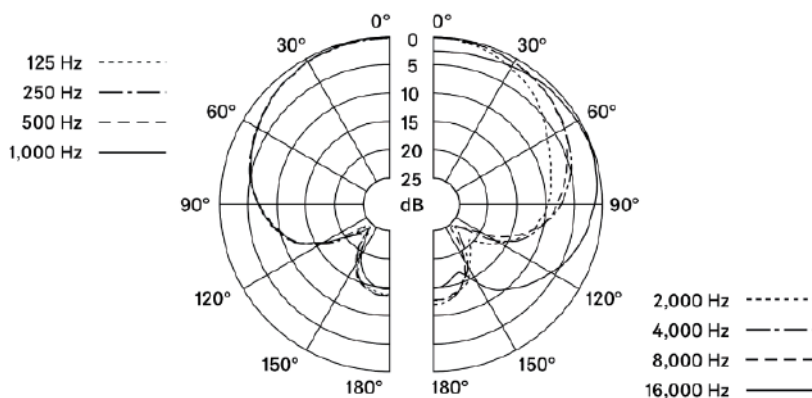


PDM35 Overhead Condenser Microphone

Features

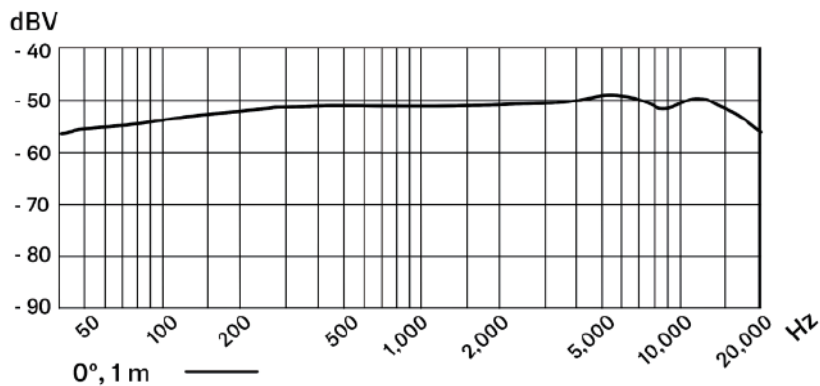
- Super-cardioid polar pattern isolates the microphone from other on-stage signals
- Wide frequency response range (40 - 20,000 Hz) to capture the full sound of the instrument
- Sturdy metal housing and designed for high SPLs
- Excellent choice for hi-hat, percussions, wood-wind, and string instruments

Typical Polar Pattern

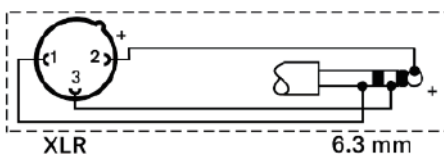
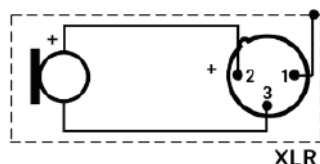
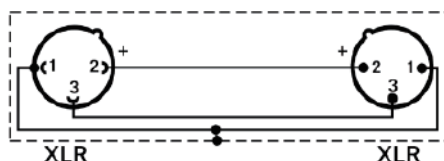


PHENYX

Typical Frequency Response



Connector Assignment



Operating Instructions

Set Up

- 1 - Make sure the drums are tuned to ensure great sound quality and recording result
- 2 - Place the **PDM33 bass/kick** drum microphone in front of the kick drum head. If possible, place the PDM33 inside the hole in the head for better isolation.
- 3 - Place the **PDM34 snare/toms** drum microphone 1-4 inches above the drum, near the rim. Point towards the center of the head to capture a deeper sound, or closer the edge to capture more overtones.
- 4 - The **PDM35 overhead condenser** microphone can capture cymbals and create a stereo image of the drums. Place it in different positions to test sound results.
- 5 - Experiment with various positions for all microphones to achieve preferred sound performance.

System Maintenance

- 1 - To avoid the pickup of unwanted sounds, place the microphone so that unwanted sounds are directly behind it.
- 2 - To minimize feedback, test different placements of the microphones.
- 3 - The condenser microphone needs to operate with a 48V phantom power (IEC-61938), but it can operate with a lower voltage.
- 4 - Keep all liquids away from the microphones, and do not use any solvents or cleaning agents to clean them. If cleaning is needed, remove the mesh grill head and use a slightly damp cloth to clean the inside and outside of the grill head.



System Specifications

PDM33 Bass/Kick

Type	Dynamic (moving coil)
Frequency Response	20 to 16,000 Hz
Polar Pattern	Cardioid
Sensitivity	0.9mV/Pa (at 1 kHz)
Output Impedance	350 Ω (at 1 kHz)
Min. Terminating Impedance	1 k Ω
Connector	XLR-3
Weight	318g
Operating Temperature	-20°C - 60°C
Relative Humidity	0 to 95%

- The polar pattern and frequency response curve can be found on the Page 5.

PDM34 Snare/Toms

Type	Dynamic (moving coil)
Frequency Response	40 to 18,000 Hz
Polar Pattern	Cardioid
Sensitivity	1.8mV/Pa (at 1 kHz)
Output Impedance	350 Ω (at 1 kHz)
Min. Terminating Impedance	1 k Ω
Connector	XLR-3
Weight	60g
Operating Temperature	-20°C - 60°C
Relative Humidity	0 to 95%

- The polar pattern and frequency response curve can be found on the Page 6 & 7.

PDM35 Overhead Condenser

Type	Electret Condenser
Frequency Response	40 to 20,000 Hz
Polar Pattern	Super-cardioid
Sensitivity	3mV/Pa (at 1 kHz)
Output Impedance	50 Ω (at 1 kHz)
Min. Terminating Impedance	1 k Ω
Phantom Power	12 - 52V / 3 mA
Connector	XLR-3
Weight	93g
Operating Temperature	-20°C - 60°C
Relative Humidity	0 to 95%

- The polar pattern and frequency response curve can be found on the Page 8.

Technical Support & Warranty Information

Our Warranty to you:

Phenyx Technology ("Phenyx") warrants Phenyx products against evident de-fects in material and workmanship for a period of one year from the date of original purchase for use. This warranty is valid exclusively in the US and applies only to the original owner. If you discover a defect covered by this warranty, Phenyx will repair or replace the product at our sole discretion using new or refurbished components. Performance of repairs or replacements under this Warranty is sub-ject to registration of your product at www.phenyxusa.com/registerproduct.

Product failures not covered by this warranty:

This warranty covers defects in manufacturing that arise from the correct use of the device. It is limited to defects in materials or workmanship and does not cover electrical or mechanical damage resulting from abuse, misuse, unauthorized modification, lack of reasonable care, extreme heat, cold, damage due to natural forces, or corrosive environments. This warranty does not cover the normal wear and tear on covers, housing, connectors, and accessories.

Limits of liability:

If your Phenyx product fails or does not perform as warranted, your sole recourse shall be to replace or repair it as described above. Phenyx will not be liable to you or anyone else for any damages that result from the failure of this product. These damages include, but are not limited to, the following: lost profits, lost savings, lost data, damage to other equipment, and incidental or consequential damages arising from the use of or inability to use this product. **IN NO EVENT PHENYX SHALL BE LIABLE FOR MORE THAN THE AMOUNT OF YOUR PURCHASE PRICE, NOT TO EXCEED THE CURRENT LIST PRICE OF THE PRODUCT.**

How to obtain service under this warranty:

If you are receiving a system that is defective or you have any questions regarding operation or warranty cover, please contact us at support@phenyxpro.com with any questions or concerns and a Phenyx Pro representative will contact you to provide assistance. You can also reach out to us through Facebook page: www.facebook.com/phenyxusa/ or our official website: www.phenyxpro.com





PHENYX PRO[®]

www.phenyxpro.com

Designed in US Made in China