



## HANDS ON ABRASIVE CUTTING

High Powered Motor | Consistent Performance | Easy Operation

SPECIFICATION	MEGA-T300S
Cut-off blade size	12-inch (300 mm)
Arbor size Cutting	32 mm
capacity	Max diameter: 4-inch (100mm)
Cutting capacity (H x D)	Maximum 3 x 8-inch (70 x 200 mm)
Vertical movement (z-axis)	7-inch (175 mm)
T-slotted table dimensions	11 x 18.25-inch (280 x 470 mm)
Dimensions (W x D x H)	<b>Hood closed:</b> 42 x 42 x 30-inch (1070 x 1070 x 760 mm) <b>Hood open:</b> 42 x 42 x 36-inch (1070 x 1070 x 930 mm)
Cutting force	3-15 amps (208V/380V) 3-25 amps (480V)
Motor power	Constant torque variable speed Servo Motor - 4.5 KW (5.8 hp) or 7.5 KW (9 hp)
Motor Speed (rpm)	Variable (1500-3500 rpm)
Electrical Specifications	208V / 380V or 480V
Weight	500-550 lbs (230-250 kg)

**2 year warranty**  
Limited warranty



Unleash the potential of your cutting applications with the **MEGA-T300S** Manual Abrasive Cutter. This cutting-edge 12-inch wheel saw offers unparalleled versatility and control, transforming cutting tasks into a seamless experience. Equipped with variable speed capabilities ranging from 1500 to 3500 rpm, the MEGA-T300S provides the ultimate fine cutting control, ensuring precision and accuracy with every cut. The MEGA-T300S is built to handle a wide range of materials. Its powerful constant torque servo motor ensures consistent performance, while the twin t-slotted stainless steel tables provide stability and support during cutting operations. Its intuitive manual cutting mechanism empowers operators of all skill levels. Additionally, the included external rinse nozzle simplifies the cleaning process, enhancing efficiency and prolonging the cutter's lifespan. Elevate your cutting experience with the MEGA-T300S Manual Abrasive Cutter - where precision meets power.



Machinery directive 2006/42/EC  
RoHS Directive 2011/65/EU



3601 E. 34th Street, Tucson, AZ 85713  
P: +1 (520) 882-6598  
F: +1 (520) 882-6599  
pace@metallographic.com

## APPLICATIONS

- Ferrous metals
- Non-ferrous metals
- Foundry castings
- Power metallurgy
- Heat treated parts
- Specialty alloys
- Wrought metals



MAXCUT Abrasive cutting fluid



10-inch MAX-A250  
Abrasive Blade















MEGA BENCH  
Catalog no. MEGA-T2-BENCH

CUTTING FLUID	APPLICATION	DILUTION	CHANGE FREQUENCY
MAXCUT	As a replacement for competitors cutting fluids	25:1 (water)	50 cuts or weekly
MAXCUT2	Recommended for reducing corrosion in cutting chambers	25:1 (water)	50 cuts or weekly

### Tips: Abrasive Cutter Care:

1. Use clean/fresh MAXCUT2 cutting fluid; fluid should be changed weekly
2. Rinse and dry table and vises after use
3. When cutter is not in use open hood to prevent humidity build-up
4. If cutter will not be used for an extended period of time, spray table and vises with a water displacement oil such as WD40®

ABRASIVE BLADE	M.O.S	CATALOG #	QTY
Soft non-ferrous materials	3440	MAX-C250	10/box
Hard non-ferrous materials	3440	MAX-C250	10/box
Soft steel	4500	MAX-E250	10/box
General purpose resin bonded	4585	MAX-D250	10/box
Nickel & Superalloys	4580	MAX-A250	10/box
Very hard heat treated and case hardened ferrous materials (>50 Rc)	3055	MAX-VHS250	10/box
Universal thin blade	4580	MAX-A250	10/box
General industrial blade	4500	MAX-I250	10/box
180 grit high concentration Diamond Abrasive Cutting Wheel	6100	DMAX-250	10/box

<b>VERTICAL CLAMPING VISE (1.38-INCH / 35 MM)</b>  <b># MG-01</b>	<b>VERTICAL CLAMPING VISE (2.8-INCH / 71 MM)</b>  <b># MG-15</b>	<b>HEIGHT ADAPTER FOR MG-01 OR MG-15 VISES (2.6-INCH / 65 MM)</b>  <b># MG-H</b>	<b>VERTICAL CLAMPING VISE (2.0-INCH / 51 MM)</b>  <b># MG-E</b>
<b>HEIGHT ADAPTER FOR MG-E VISE (2.25-INCH / 57 MM)</b>  <b># MG-EH</b>	<b>ARM EXTENSION FOR MG-E VISE (1.25-INCH / 32 MM)</b>  <b># MG-EX</b>	<b>SADDLE VISE</b>  <b># MEGA-702</b>	<b>FASTENER VISE</b>  <b># MEGA-711</b>
<b>BACK STOP PLATE</b>  <b># QCB-1000</b>	<b>BACK STOP PLATE (RIGHT) FOR MEGA-M250S ONLY</b>  <b># QCBR-M250S</b>	<b>QUICK RELEASE CLAMPING VISE (LEFT HAND)</b>  <b># QCL-1000</b>	<b>QUICK RELEASE CLAMPING VISE (RIGHT HAND)</b>  <b># QCR-1000</b>