

High-Accuracy Height Gage Linear Height LH-600F/FG

Small Tool Instruments and
Data Management



Easy operation and High-accuracy

Intuitive operation and outstanding ease of use
Best-in-class accuracy of $\pm (1.1+0.6L/600) \mu\text{m}$

High-Accuracy Height Gage Linear Height LH-600F/FG

- Easy operation using keypad and touch screen navigation, even suitable for beginners
- Conduct various measurements such as 2D measurement and perpendicularity measurement with just one tool
- Versatile measurements through optional probes
- Enhanced data output functions make it easier to manage your measurement data



Linear-Height

Easy operation using keypad and touch screen navigation

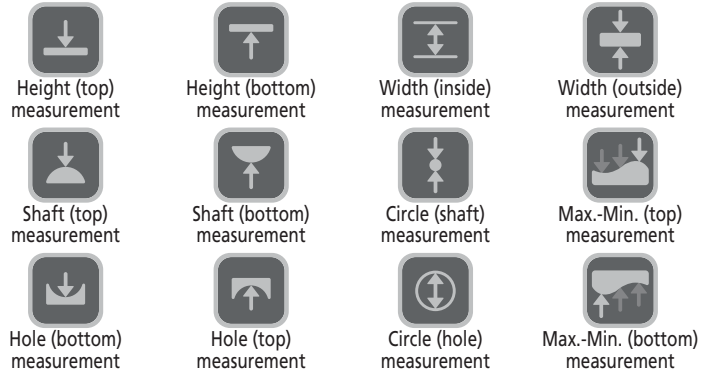
Contextual guidance on the large-screen touch panel supports your measurements



Simple, straightforward keys with icons

Icons allow the user to find the required operation at a glance.

Basic measurements



Advanced measurement functions



Power



Touch panel with guidance

Measurement guidance is displayed on the large touch panel of the 8.4-inch color LCD, enabling intuitive operation.



Guidance screen



Operable with gloves

Measurement settings

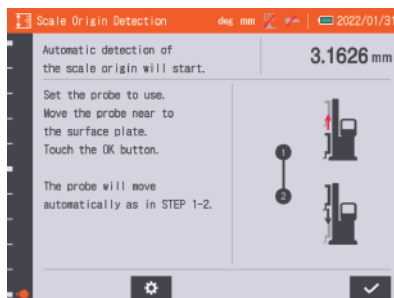


Other



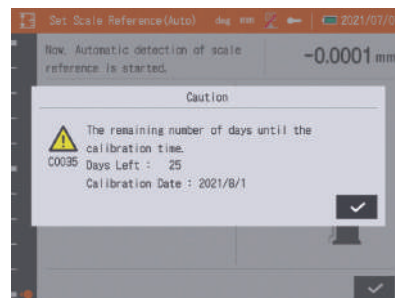
Fantastic features for shop-floor use

Automatic scale check



On start up, the user is led through the menu to set the scale origin and run the automated procedure to check the scale for contamination.

Calibration reminder



A notification will be displayed before the calibration due date that is set by the user.

Home screen

With the intuitive menu, even beginners can easily access various operations and settings.

The home screen displays a 'TOP MENU' with a home icon, units (deg mm ABS), and a date (2021/07/07). The main area shows 'Measurement can be started. (Touch icon, or Push the Sheetkey)' and a large '0.0000 mm' display. Below this are several icons for different measurement types. A 'Touch panel' icon and a 'Sheet key' icon are shown on the left, with an 'or' between them. At the bottom, there are icons for 'Measurement results' and 'General settings'.

Measurements

- Basic measurements (ABS)
- Basic measurements (ABS, INCx5)
- Angle measurements
- Hole position measurements
- Perpendicularity and straightness measurements
- 2D measurements
- Part program measurements (1D, 2D)

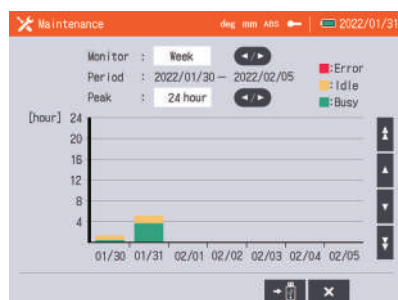
Guidance and measurement navigation

Guidance is available in 21 languages. The display shows each measurement step, and it's very easy to use, even for beginners.

The sequence shows the following steps:

- Select basic measurements:** The user selects a measurement icon from the home screen.
- Select a measurement method:** The user chooses a specific measurement method from a list.
- Conduct the measurement:** The user performs the measurement, and the screen shows the current reading (e.g., 66.9020 mm).
- View the measurement results:** The final results are displayed, including Z, D, and ΔZ values.

Operation log



Operation log data is retained for up to 2 months and can be output to a USB memory device.

Repeat measurement function

The result list screen shows a table of measurement results. The 'Repeat' button (a circular arrow icon) is highlighted with a red box. The table contains the following data:

Label	000/00	deg/mm	ALL	OK	NG	ΔZ	Z
001	ABS	CIRCLE-001	+	Z			88.8033
002	ABS	CIRCLE-001	+	D			24.3785
003	ABS	CIRCLE-001	+	ΔZ			88.8033
004	ABS	HEIGHT-001	+	Z			76.7962
005	ABS	HEIGHT-001	+	ΔZ			-12.0071


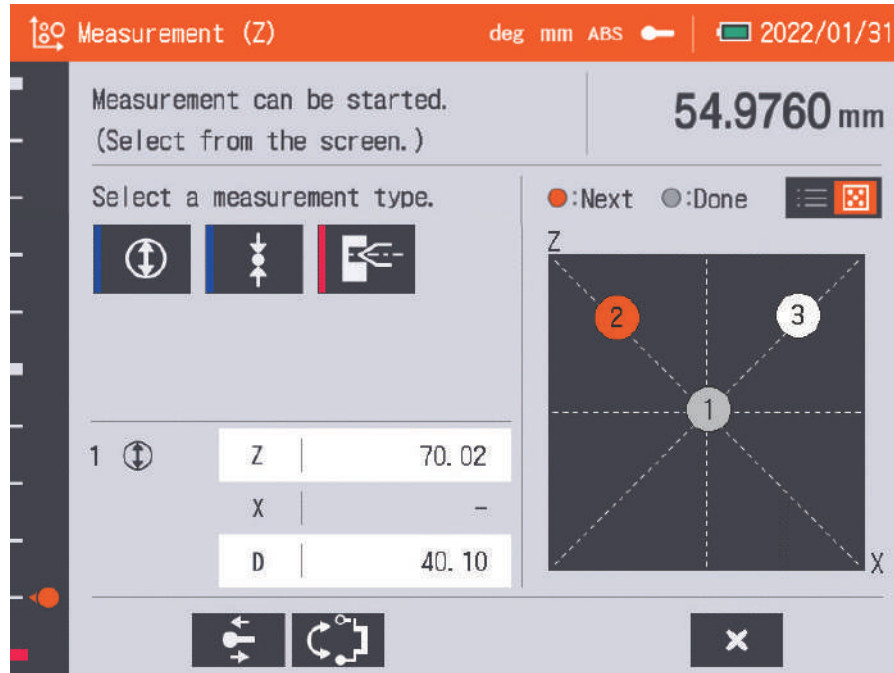
To enable efficient measurements, the user can repeat the last measurement with the optional foot switch or on-screen button.

Various measurements with just one unit

Improved usability and accessibility, including advanced measurement functions

2D measurement - Pre-placement -

This function allows the user to register the hole position of the workpiece before measurement.

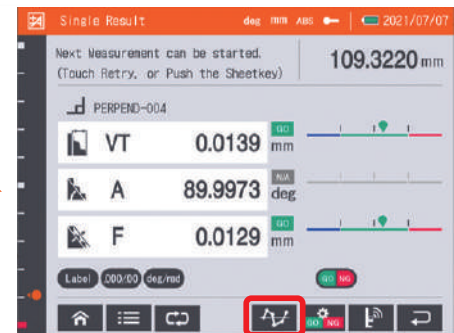


Perpendicular/straightness measurement - Graph creation -

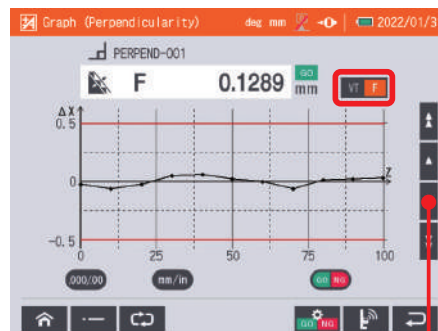
You can check the measurement results of perpendicularity and straightness in real time during measurement. After measurement, you can easily see the trends of the measurement results in a graph.



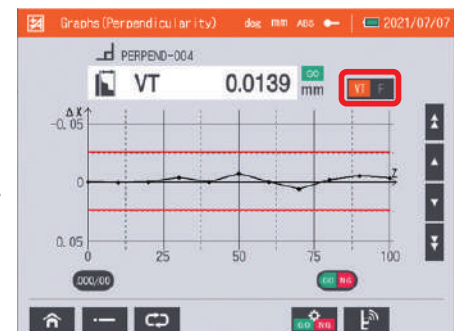
Show results in real time during measurement.



Show results after measurement.



You can monitor the graphs of past measurement results.



Show measurement results in graph form.

Part program measurement

You can easily access and use the functions of Create, Run, Edit, and View results of part programs.

Touch panel

or

Sheet key

Part program list

Execute

Create a new part program

Edit part programs

Save part programs

Display measurement results from a part program

Notes

Part program contents

Example of performing part program measurement

Run the program repeatedly (when the number of executions is $\neq 1$)

Set the number of times to repeat measurements and run the program.

Run the registered contents one by one.

Display the result for one execution of the program.

Display all results for one execution of the program.

Display all results of N times of executing the program.

Copy part programs to other devices

By using a USB memory device, you can copy part programs to other devices.

Expanded measurement area

With the new optional probes, you can now measure areas that were beyond the capacity of conventional probes.

Maximum reach 300 mm

Hole depth 300 mm

Full stroke 600 mm

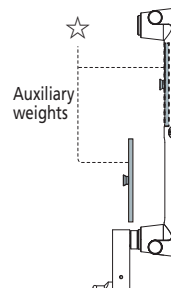
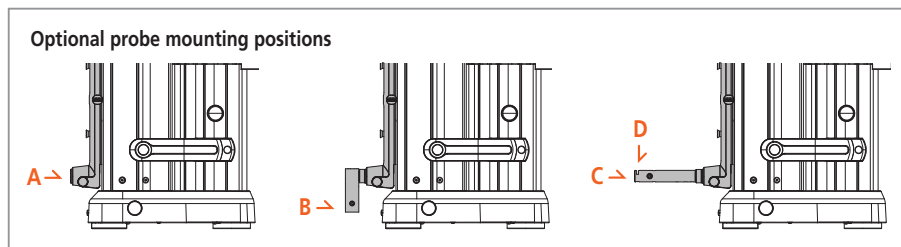
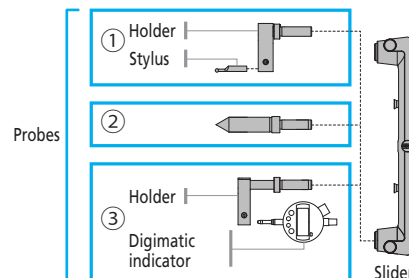
Example of deep hole measurement

Versatile measurements through optional probes

An extension holder and a depth stylus extend the measuring range both horizontally and vertically

Three types of optional probes:

- 1 The holder and the stylus can be freely combined according to the purpose of measurement, and the measurement area can be changed.
 - 2 This type is used for single-use measurements such as measuring a tapered hole or a knife edge.
 - 3 This type is used to measure straightness and perpendicularity.
- ☆ You can adjust the balance of the slider by adjusting the number of auxiliary weights.
(Magnetic auxiliary weights are easy to add and remove.)



Holders/styli for position A

	Part No.	Product name	Number of weights
Mounting example For extension holder 100		12AA Y343 ø5 stepped probe (standard accessory)	2
		12AAA837 12AAA792 Holder for Indicator (inch – Ø3/8") Holder for Indicator (metric – Ø8mm)	0
For depth measurement probes		12AAA793 Holder (long)	*1
		12AAB136 ø10 cylindrical universal probe	2
For taper stylus (ø20)		12AA Y595 Extension holder 100	*1
		12AA Y596 Extension holder 200	*1
		12AAC072 Depth probe	2
		12AAC073 Tapered stylus (ø20)	2

*1: Varies depending on the stylus



Styli for position B/C

		Part No.	Product name	Number of weights*3
Mounting example Φ5 ball stylus L130 in position B 		12AAF666	ø1 ball stylus (coaxial type)	2
		957261	ø2 ball stylus (coaxial type)	2
Mounting example Φ5 ball stylus L130 in position C 		12AAF667	ø2 ball stylus (coaxial type), ruby ball	2
		957262	ø3 ball stylus (coaxial type)	2
		957263	ø4 ball stylus (coaxial type)	2
		12AAB552	ø10 ball stylus (coaxial type), L=50	2
		12AAF668	ø10 ball stylus (coaxial type), L=82	1
		12AAF669	ø10 ball stylus (coaxial type), L=120	1
		12AAF670	ø5 disk stylus	2
		12AAF671	ø10 disk stylus	2
		957264	ø14 disk stylus	2
		957265	ø20 disk stylus	2
		12AAF672	ø1 ball stylus (eccentric type)	2
		12AAF673	ø2 ball stylus (eccentric type)	2
		12AAA788	ø4 ball stylus (eccentric type)	2
		12AAA789	ø6 ball stylus (eccentric type)	1
		226117	Shank with M2 thread*2	2
		226118	Shank with M3 thread*2	2
		12AAY597	ø5 ball stylus L130	1
		12AAY598	ø25 disk stylus	1

*2: Stylus for coordinate measuring machine can be mounted. *3: When using an extension holder. Note: Where the material is not described, the tip of the stylus is carbide.

Small Stylus Kit - M3 - for position B



K650986

Contents	Description	øS	L
1x Part No. K650415	Adapter block		
1x Part No. K651223	Pin wrench ø 1.2mm		
1x Part No. K651157	Extension steel M3		20
1x Part No. K651156	Extension steel M3		10
1x Part No. A-5000-3615	Disk stylus steel M3	12.7	33
1x Part No. K651151	Stylus steel-ruby M3	4	31
1x Part No. K651148	Stylus steel-ruby M3	3	21
1x Part No. K651147	Stylus steel-ruby M3	2	21
1x Part No. K651146	Stylus steel-ruby M3	1	21

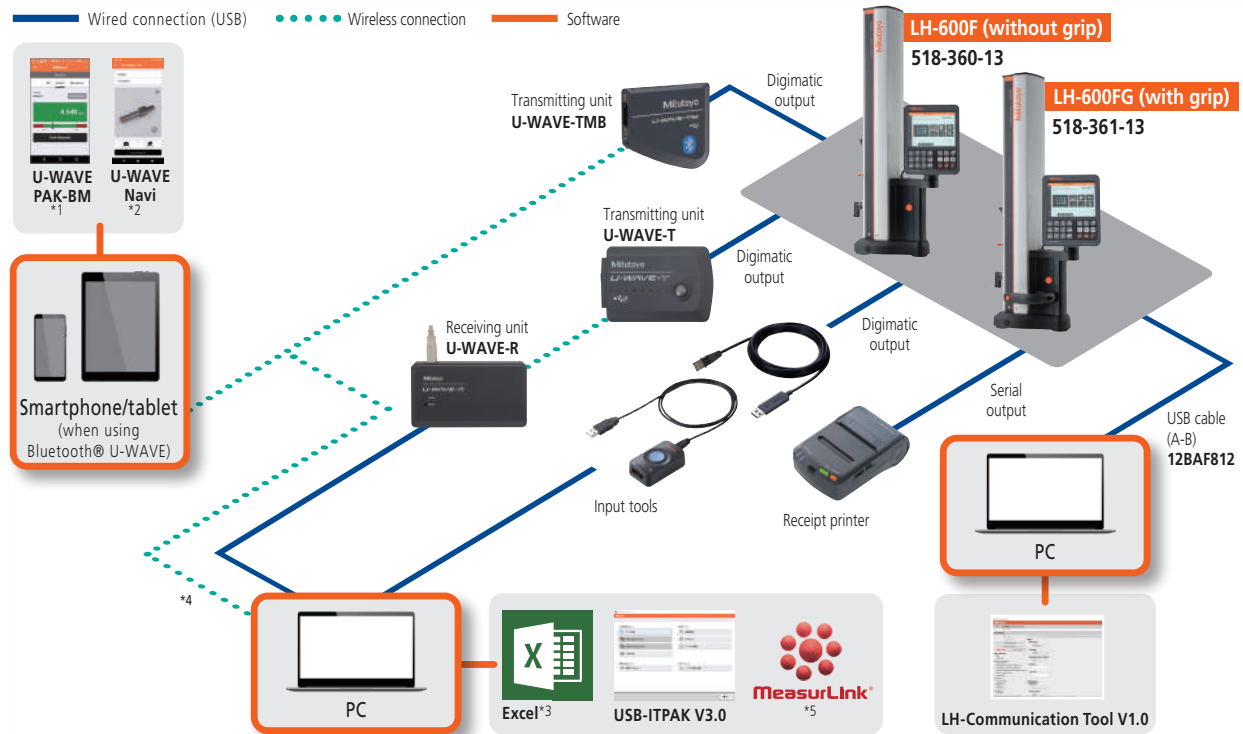
Styli for position D

		Part No.	Product name	Number of weights*4
Mounting example Depth stylus 70 is mounted in position D 		12AAY599	Depth stylus 70	2
		12AAY600	Depth stylus 150	1
Mounting example Depth stylus 150 ø4 ball is mounted in position D 		12AAY601	Depth stylus 300	0
		12AAY602	Depth stylus 70 ø2 ball	2
		12AAY603	Depth stylus 150 ø2 ball	1
		12AAY604	Depth stylus 300 ø2 ball	0
		12AAY605	Depth stylus 70 ø4 ball	2
		12AAY606	Depth stylus 150 ø4 ball	1
		12AAY607	Depth stylus 300 ø4 ball	0

*4: Can only be attached to the extension holder. * Where the material is not described, the tip of the stylus is carbide.

Enhanced data output functions make it easier to manage your measurement data

Data output improves work efficiency and the reliability of recorded data



*1: Available at Apple Store and Google Play for free download. *2: Available at Google Play for free download.
 *3: Excel is a registered trademark of Microsoft Corporation. *4: It is also possible to connect with a Bluetooth compatible PC.
 *5: MeasurLink® is a registered trademark of Mitutoyo Corporation (Japan) and Mitutoyo America Corporation (USA).

Optional products for outputting measurement data

Part No.	Product name
12AA482	Receipt printer (for North America)*6
12AAN052	Printer paper for receipt printer (set of 10)
12AA485	Printer mounting attachment
12AAN146	Connection cable for printer
—	(USB memory device)*7
12BAF812	USB cable (type A - type B) (2 m)
543-700B	Digimatic indicator (ID-C0512NXB) Ø8mm stem
543-701B	Digimatic indicator (ID-C0512MNXB) Ø8mm stem
543-702B	Digimatic indicator (ID-C0512ENXB) Ø3/8" stem
519-521	Lever head probe MLH-521
519-562A	Mu-checker M-562

Part No.	Product name
936937	Digimatic cable (1 m) for Mu Checker
965014	Digimatic cable (2 m) for Mu Checker
264-505A	Digimatic mini processor (DP-1VA)
06AGQ001F	Input tool (USB-ITN-SF)
264-020	Input tool (IT-020U)
06AGL011	Digimatic S1 cable, (1 m) for 543-70xB Series
06AGL021	Digimatic S1 cable, (2 m) for 543-70xB Series
12AAJ088	Foot switch
02AZD810D	U-WAVE-R
264-626	U-WAVE-TMB (IP67 type)
264-627	U-WAVE-TMB (Buzzer type)
02AZD730G	U-WAVE-T (IP67 type)
02AZD880G	U-WAVE-T (Buzzer type)
12AA486	U-WAVE T mounting bracket
02AZG011	Bidirectional Digimatic S1 cable (160 m)

*6: A small printer (optionally battery-powered) that can be mounted on the main unit. It includes a printer cable and mounting bracket.
 *7: USB memory devices should be formatted with FAT16/32. NTFS and exFAT are not supported.

LH-Communication Tool V1.0 software for creating inspection reports and configuring system settings

You can easily create and save inspection reports and configure device parameters.

* Available at Mitutoyo website for free download.
 * To connect to a PC, use a USB cable (type A-B).



Specifications

Model		LH-600F	LH-600FG
Order No.	inch/mm	518-360-13	518-361-13
Power grip		without power grip	with power grip
Measuring range (Stroke)		0 to 977 mm (600 mm) 0 to 38 in (24 in)	
Resolution		0.0001/ 0.001/ 0.01/ 0.1 mm (selectable) 0.000001/ 0.00001/ 0.0001/ 0.001 in (selectable)	
Accuracy (at 20 °C)	Indication accuracy* ⁸	$\pm (1.1 + 0.6L / 600) \mu\text{m}$, L= Measured length (mm)	
	Repeatability* ⁸	Plane: 0.4 μm (2 σ), Hole: 0.9 μm (2 σ)	
	Perpendicularity (forward and backward)* ⁹	5 μm (after compensation)	
	Straightness (forward and backward)* ⁹	4 μm (mechanical accuracy)	
Driving method(speed)		Motor-driven (5, 10, 15, 20, 25, 30, 40 mm/s: 7 steps) / Manual	
Scale unit		Photoelectric incremental encoder STVC-20Z	
Measuring force		1 N (automatic constant-force function)	
Main unit moving mode		Full-floating (moving) / Semi-floating (measuring) Air bearing (built-in compressor)	
Display unit		8.4 inch touch-screen, LCD	
Adjustment of display unit		Stepless tilt adjustment: 0 to 40° Stepless swivel adjustment: -30 to 180°	
Preventive maintenance		Scale status notification, calibration schedule notification	
Probe diameter compensation		· Semi-automatic compensation using the probe diameter calibration block (standard accessory) · Compensation by inputting the probe diameter	
Power supply		AC adapter 100-240V \pm 10% 50/60Hz/ Battery (NiMH)	
Battery operation time* ¹⁰		Battery powered(standard): 4 hours, Powered by 2 batteries: 8 hours	
Battery charging time* ¹¹		Approx. 3.5 hours (can be used while charging)	
Dimensions (WxDxH)		238 (W) x 492 (D) x 996 (H) mm	
Mass		26.1 kg	26.6 kg
Operating temperature / humidity ranges		5 to 40 °C/ 20 to 80% RH (non-condensing)	
Data output		Digimatic d2/ S1 (bi-directional communication)	

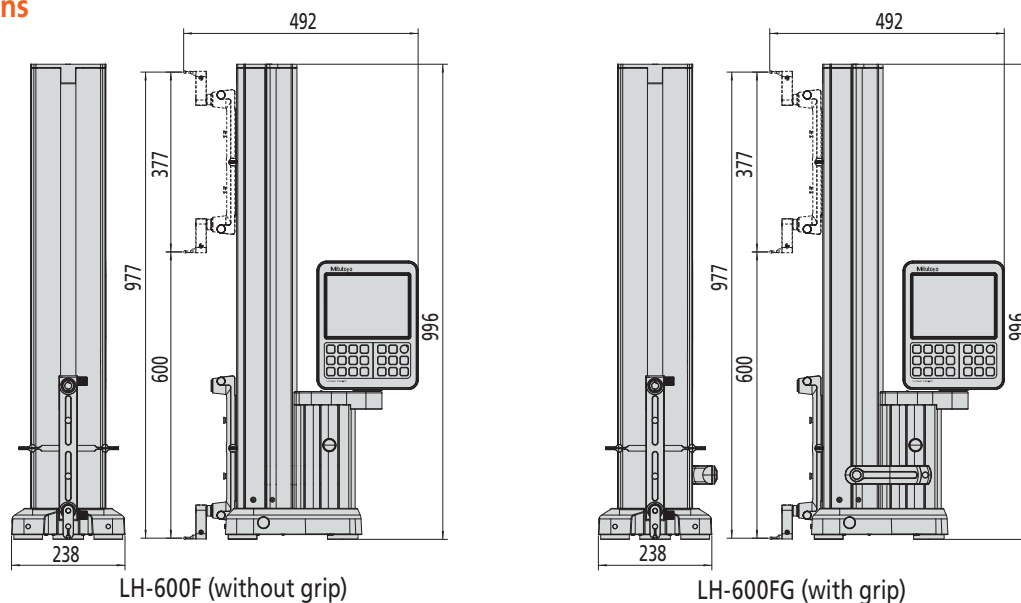
*8: Specification determined at in-house ambient temperature

*10: In-house standard(floating and motor-driven vertical movement, operated at 25%)

*9: Guaranteed when using the Lever Head (519-521) and Mu-Checker (519-561).

*11: When ambient temperature is 30 °C or higher, the battery may not be charged sufficiently.

Dimensions



Unit: mm
25.4mm = 1"

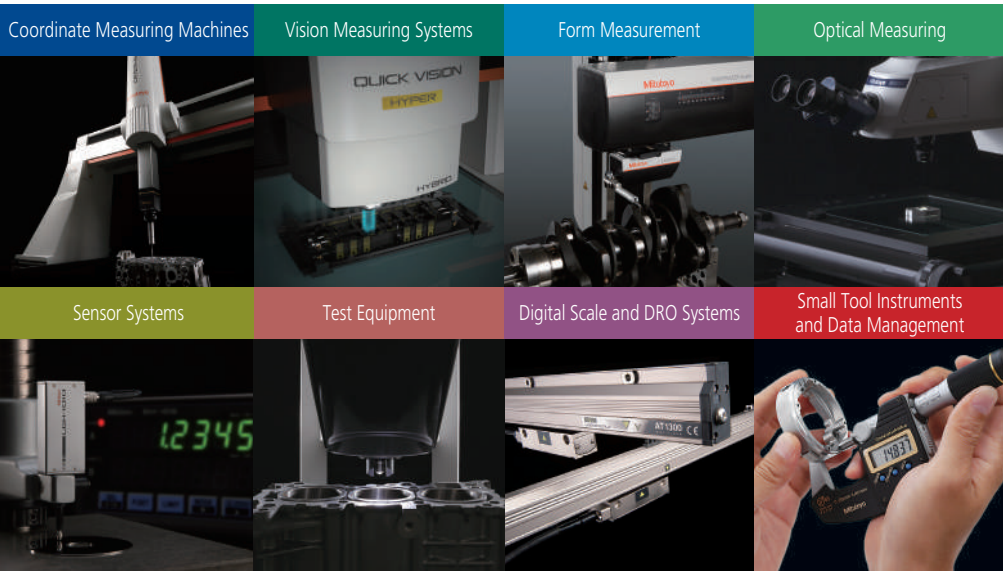
Standard accessories

Ø5 stepped probe, ball-diameter compensation block (with cover and base), auxiliary weight (2 pcs. pre-mounted), battery pack (1 pc)*¹², AC adapter, power cable for AC adapter, clear cover, conveying handle, cap, hex wrench, manual set, inspection certificate, Touch pen, protective sheet, Phillips screwdriver

*12: One piece included as standard. Optional additional battery (using total of two batteries) for longer battery-powered operation.

Special accessories

Additional battery pack (Part No.: **12AAF712**), model workpiece (Part No.: **12AAA879**)



Whatever your challenges are, Mitutoyo supports you from start to finish.

Mitutoyo is not only a manufacturer of top quality measuring products but one that also offers qualified support for the lifetime of the equipment, backed up by comprehensive services that ensure your staff can make the very best use of the investment.

Apart from the basics of calibration and repair, Mitutoyo offers product and metrology training, as well as IT support for the sophisticated software used in modern measuring technology. We can also design, build, test and deliver measuring solutions and even, if deemed cost-effective, take your critical measurement challenges in-house on a sub-contract basis.

My.Mitutoyo

Mitutoyo End User Portal

Search for products, request a product quote, take online metrology courses, and much more. **My.Mitutoyo.com** puts everything Mitutoyo directly in front of you.



Find additional product literature and our product catalog

www.mitutoyo.com

Note: All information regarding our products, and in particular the illustrations, drawings, dimensional and performance data contained in this printed matter as well as other technical data are to be regarded as approximate average values. We therefore reserve the right to make changes to the corresponding designs. The stated standards, similar technical regulations, descriptions and illustrations of the products were valid at the time of printing. In addition, the latest applicable version of our General Trading Conditions will apply. Only quotations submitted by ourselves may be regarded as definitive. Specifications are subject to change without notice.

Mitutoyo products are subject to US Export Administration Regulations (EAR). Re-export or relocation of our products may require prior approval by an appropriate governing authority.

Trademarks and Registrations

Designations used by companies to distinguish their products are often claimed as trademarks. In all instances where Mitutoyo America Corporation is aware of a claim, the product names appear in initial capital or all capital letters. The appropriate companies should be contacted for more complete trademark and registration information.

Mitutoyo

Mitutoyo America Corporation

www.mitutoyo.com
 One Number to Serve You Better
 1-888-MITUTOYO (1-888-648-8869)

M³ Solution Centers:

- Aurora, Illinois (Headquarters)
- Boston, Massachusetts
- Charlotte, North Carolina
- Cincinnati, Ohio
- Detroit, Michigan
- Los Angeles, California
- Seattle, Washington
- Houston, Texas