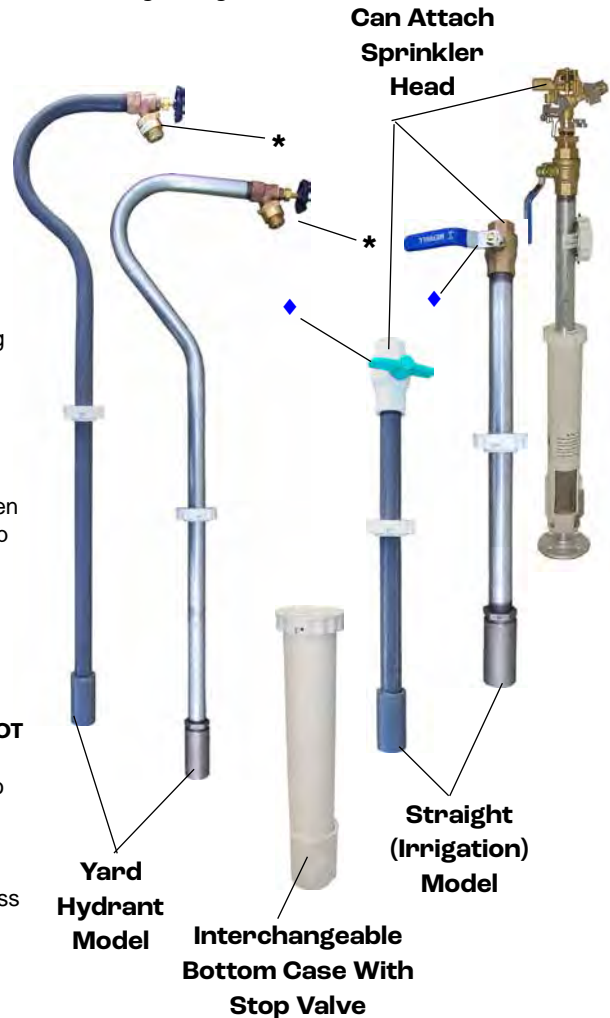


HIDE-DRANT SERIES

The Removable and Sanitary Hydrant

Features/Benefits

- 1) Sanitary Yard Hydrant**
 Approved in Illinois, Indiana, Michigan, Ohio, and Wisconsin - the toughest/ most restrictive states in the U.S.
Benefit – Only reasonably priced sanitary hydrant. Also the most trouble free, no flow time required.
- 2) Frost Proof**
 When used correctly, simply turn counter-clockwise three turns to disconnect and remove stand pipe, then drain stand pipe for freezing temperatures.
Benefit – Very simple, no tools required to remove and reinstall stand pipe.
- 3) Stop Valve At Bottom Of Hide-Drant**
 Is automatically opened when stand pipe is reinstalled. Seals between stop valve and stand pipe holds water before valve is reopened. Stop valve available in PVC or stainless steel.
Benefit – Very simple, reliable stop valve. One moving part, stainless steel spring, also designed so field repairable.
- 4) Outlet Can Be In Any Direction**
 By simply pivoting outlet counter-clockwise to direction desired, approximately three revolutions needed to remove stand pipe. Do **NOT** over tighten stand pipe by forcing clockwise revolution of outlet.
Benefit – Only hydrant that allows outlet to be in any direction, no tools required – pivots by hand.
- 5) Non-Corrosive Construction**
 To insure a long operating life, stop valve available in PVC or stainless steel and other components are made of non-corrosive materials.
Benefit – Quality, non-corrosive construction for years of service.
- 6) Bottom Case**
 Has one way flapper drain to remove any spilled water in case, plus cover over drain on outside of case protects drain from backfill.
Benefit – Helps bottom case and stop valve to stay sanitary.
- 7) No Tools Required** (After initial installation)
 Hydrant riser pipe can be removed and reinstalled in seconds with only a few turns. Do not use tools.
- 8) Removable Riser Pipe**
 So you can mow right over the bottom case and improves appearance of landscape for additional applications.
- 9) No Lead Compliance**
 Models available in both yard hydrant and straight models, that are No-Lead.
- 10) Available In All Bury Depths From 1 Foot to 8 Foot**



* ASSE Approved Vacuum Breaker and Outlet Valve Included

◆ Ball Valve Included

Approved by states that require the approval for sanitary hydrants Illinois, Indiana, Michigan, Ohio, and Wisconsin



Call Merrill for applications you may need. Custom models available.



No-Lead



MERRILL MANUFACTURING



HIDE-DRANT SERIES

The Removable and Sanitary Hydrant With Stainless Steel Stop Valve and Galvanized Pipe


Specifications For Stainless Steel

Standard 3/4"

Inlet-3/4" Female NPT Into Stainless Steel
Outlet-3/4" No-Lead Brass Vacuum Breaker
Stand Pipe 3/4" Galvanized Pipe
Bottom Case 1-1/2" Sch. 40 PVC-Includes:
Repairable Stainless Steel Stop Valve

Flow Rate: Standard 3/4" Hide-Drant With Vacuum Breaker

Flow Rate: Standard 3/4" Hide-Drant Without Vacuum Breaker



Specifications For Interchangeable

3/4" Bottom Case Stainless Steel Stop Valve

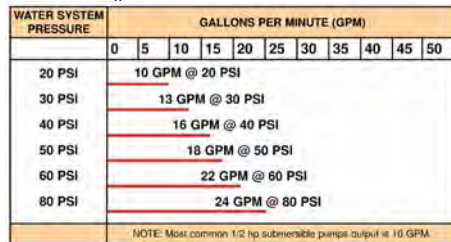
Inlet-3/4" Female NPT Into Stainless Steel
Outlet-Repairable Stainless Steel Stop Valve
Bottom Case 1-1/2" Sch. 40 PVC-Includes:
Repairable Stainless Steel Stop Valve
Ground Level Cap Attaches To 1-1/2" PVC

Specifications For Stainless Steel

Straight 3/4"

Inlet-3/4" Female NPT Into Stainless Steel
Outlet-3/4" No-Lead Brass Ball Valve
Stand Pipe 3/4" Galvanized Pipe
Bottom Case 1-1/2" Sch. 40 PVC-Includes:
Repairable Stainless Steel Stop Valve

Flow Rate: Straight 3/4" Hide-Drant With Ball Valve



WARNING: This hydrant must have the stand pipe removed and water drained out of pipe when freezing temperatures may be present. Warranty does not cover damage due to freezing temperatures or water frozen within the product.



WARNING: This product meets Federal USA Drinking Water requirements but has not been specifically tested or approved as no-lead in the State of California.



Standard Stainless Steel/Galvanized 3/4" Hide-Drant Complete

Order No.	UPC Bar Code (Qty.1)	Inlet Bury Size x Depth	Overall Length	Approx. Wt./Lbs.
HIDESS27501	6 42367 10585 3	3/4" x 1'	40.0"	6.3
HIDESS27502	6 42367 10586 0	3/4" x 2'	52.0"	7.9
HIDESS27503	6 42367 10587 7	3/4" x 3'	64.0"	9.5
HIDESS27504	6 42367 10588 4	3/4" x 4'	76.0"	11.1
HIDESS27505	6 42367 10589 1	3/4" x 5'	88.0"	12.7
HIDESS27506	6 42367 10590 7	3/4" x 6'	100.0"	14.3
HIDESS27507	6 42367 10591 4	3/4" x 7'	112.0"	15.9
HIDESS27508	6 42367 10592 1	3/4" x 8'	124.0"	17.5

Interchangeable 3/4" Bottom Case with Stainless Steel Stop Valve

Order No.	UPC Bar Code (Qty.1)	Inlet Bury Size x Depth	Overall Length	Approx. Wt./Lbs.
HIDEBCS27501	6 42367 10593 8	3/4" x 1'	12.0"	1.4
HIDEBCS27502	6 42367 10594 5	3/4" x 2'	24.0"	1.9
HIDEBCS27503	6 42367 10595 2	3/4" x 3'	36.0"	2.4
HIDEBCS27504	6 42367 10596 9	3/4" x 4'	48.0"	2.9
HIDEBCS27505	6 42367 10597 6	3/4" x 5'	60.0"	3.4
HIDEBCS27506	6 42367 10598 3	3/4" x 6'	72.0"	3.9
HIDEBCS27507	6 42367 10599 0	3/4" x 7'	84.0"	4.4
HIDEBCS27508	6 42367 10600 3	3/4" x 8'	96.0"	4.9

Straight Stainless Steel/Galvanized 3/4" Inlet Hide-Drant Complete

Order No.	UPC Bar Code (Qty.1)	Inlet Bury Size x Depth	Overall Length	Approx. Wt./Lbs.
HIDETSS27501	6 42367 10601 0	3/4" x 1'	22.0"	4.3
HIDETSS27502	6 42367 10602 7	3/4" x 2'	34.0"	5.9
HIDETSS27503	6 42367 10603 4	3/4" x 3'	46.0"	7.5
HIDETSS27504	6 42367 10604 1	3/4" x 4'	58.0"	9.1
HIDETSS27505	6 42367 10605 8	3/4" x 5'	70.0"	10.7
HIDETSS27506	6 42367 10606 5	3/4" x 6'	82.0"	12.3
HIDETSS27507	6 42367 10607 2	3/4" x 7'	94.0"	13.9
HIDETSS27508	6 42367 10608 9	3/4" x 8'	106.0"	15.5

Standard 3/4" Hide-Drant Galvanized Stand Pipe Only

Order No.	UPC Bar Code (Qty.1)	Inlet Bury Size x Depth	Overall Length	Approx. Wt./Lbs.
HIDESPG201	6 42367 10609 6	3/4" x 1'	38.0"	4.9
HIDESPG202	6 42367 10610 2	3/4" x 2'	50.0"	6.0
HIDESPG203	6 42367 10611 9	3/4" x 3'	62.0"	7.1
HIDESPG204	6 42367 10612 6	3/4" x 4'	74.0"	8.2
HIDESPG205	6 42367 10613 3	3/4" x 5'	86.0"	9.3
HIDESPG206	6 42367 10614 0	3/4" x 6'	98.0"	10.4
HIDESPG207	6 42367 10615 7	3/4" x 7'	110.0"	11.5
HIDESPG208	6 42367 10616 4	3/4" x 8'	122.0"	12.6

Straight 3/4" Hide-Drant Galvanized Stand Pipe Only

Order No.	UPC Bar Code (Qty.1)	Inlet Bury Size x Depth	Overall Length	Approx. Wt./Lbs.
HIDESPSG201	6 42367 10649 2	3/4" x 1'	21.0"	2.9
HIDESPSG202	6 42367 10650 8	3/4" x 2'	33.0"	4.0
HIDESPSG203	6 42367 10651 5	3/4" x 3'	45.0"	5.1
HIDESPSG204	6 42367 10652 2	3/4" x 4'	57.0"	6.2
HIDESPSG205	6 42367 10653 9	3/4" x 5'	69.0"	7.3
HIDESPSG206	6 42367 10654 6	3/4" x 6'	81.0"	8.4
HIDESPSG207	6 42367 10655 3	3/4" x 7'	93.0"	9.5
HIDESPSG208	6 42367 10656 0	3/4" x 8'	105.0"	10.6

HIDE-DRANT SERIES


The Removable and Sanitary Hydrant - All PVC

Specifications For Standard 3/4"

Inlet-3/4" Female NPT Into Extra Heavy Wall PVC
 Outlet-3/4" No-Lead Brass Vacuum Breaker
 Stand Pipe 3/4" Sch. 80 PVC
 Bottom Case 1-1/2" Sch. 40 PVC-Includes:
 Repairable Stop Valve w/Stainless Steel Spring

Flow Rate: Standard 3/4" Hide-Drant With Vacuum Breaker

Flow Rate: Standard 3/4" Hide-Drant Without Vacuum Breaker



Standard All PVC 3/4" Hide-Drant Complete

Order No.	UPC Bar Code (Qty.1)	Inlet Bury Size x Depth	Overall Length	Approx. Wt./Lbs.
HIDE27501	6 42367 10617 1	3/4" x 1'	40.0"	2.8
HIDE27502	6 42367 10618 8	3/4" x 2'	52.0"	3.5
HIDE27503	6 42367 10619 5	3/4" x 3'	64.0"	4.3
HIDE27504	6 42367 10620 1	3/4" x 4'	76.0"	5.0
HIDE27505	6 42367 10621 8	3/4" x 5'	88.0"	5.8
HIDE27506	6 42367 10622 5	3/4" x 6'	100.0"	6.5
HIDE27507	6 42367 10623 2	3/4" x 7'	112.0"	7.3
HIDE27508	6 42367 10624 9	3/4" x 8'	124.0"	8.0

Interchangeable All PVC 3/4" Bottom Case with Stop Valve

Order No.	UPC Bar Code (Qty.1)	Inlet Bury Size x Depth	Overall Length	Approx. Wt./Lbs.
HIDEB27501	6 42367 10625 6	3/4" x 1'	12.0"	0.9
HIDEB27502	6 42367 10626 3	3/4" x 2'	24.0"	1.4
HIDEB27503	6 42367 10627 0	3/4" x 3'	36.0"	1.9
HIDEB27504	6 42367 10628 7	3/4" x 4'	48.0"	2.4
HIDEB27505	6 42367 10629 4	3/4" x 5'	60.0"	2.9
HIDEB27506	6 42367 10630 0	3/4" x 6'	72.0"	3.4
HIDEB27507	6 42367 10631 7	3/4" x 7'	84.0"	3.9
HIDEB27508	6 42367 10632 4	3/4" x 8'	96.0"	4.4

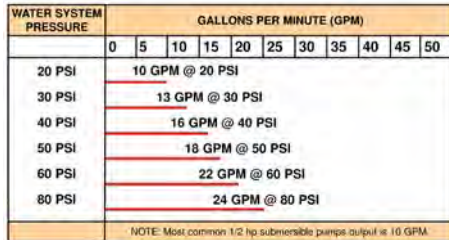
Specifications For Interchangeable All PVC 3/4" Bottom Case Only

Inlet-3/4" Female NPT Into Extra Heavy Wall PVC
 Outlet-Repairable Stop Valve w/Stainless Steel Spring
 Bottom Case 1-1/2" Sch. 40 PVC-Includes:
 Repairable Stop Valve w/Stainless Steel Spring
 Ground Level Cap Attaches To 1-1/2" PVC

Specifications For Straight 3/4"

Inlet-3/4" Female NPT Into Extra Heavy Wall PVC
 Outlet-3/4" PVC Ball Valve
 Stand Pipe 3/4" Sch. 80 PVC
 Bottom Case 1-1/2" Sch. 40 PVC-Includes:
 Repairable Stop Valve w/Stainless Steel Spring

Flow Rate: Straight 3/4" Hide-Drant With Ball Valve



Straight All PVC 3/4" Inlet Hide-Drant Complete

Order No.	UPC Bar Code (Qty.1)	Inlet Bury Size x Depth	Overall Length	Approx. Wt./Lbs.
HIDET27501	6 42367 10633 1	3/4" x 1'	22.0"	1.8
HIDET27502	6 42367 10634 8	3/4" x 2'	34.0"	2.5
HIDET27503	6 42367 10635 5	3/4" x 3'	46.0"	3.3
HIDET27504	6 42367 10636 2	3/4" x 4'	58.0"	4.0
HIDET27505	6 42367 10637 9	3/4" x 5'	70.0"	4.8
HIDET27506	6 42367 10638 6	3/4" x 6'	82.0"	5.5
HIDET27507	6 42367 10639 3	3/4" x 7'	94.0"	6.3
HIDET27508	6 42367 10640 9	3/4" x 8'	106.0"	7.0

Standard All PVC 3/4" Hide-Drant Stand Pipe Only

Order No.	UPC Bar Code (Qty.1)	Inlet Bury Size x Depth	Overall Length	Approx. Wt./Lbs.
HIDESP201	6 42367 10641 6	3/4" x 1'	38.0"	1.9
HIDESP202	6 42367 10642 3	3/4" x 2'	50.0"	2.2
HIDESP203	6 42367 10643 0	3/4" x 3'	62.0"	2.4
HIDESP204	6 42367 10644 7	3/4" x 4'	74.0"	2.7
HIDESP205	6 42367 10645 4	3/4" x 5'	86.0"	2.9
HIDESP206	6 42367 10646 1	3/4" x 6'	98.0"	3.2
HIDESP207	6 42367 10647 8	3/4" x 7'	110.0"	3.4
HIDESP208	6 42367 10648 5	3/4" x 8'	122.0"	3.7

Straight All PVC 3/4" Hide-Drant Stand Pipe Only

Order No.	UPC Bar Code (Qty.1)	Inlet Bury Size x Depth	Overall Length	Approx. Wt./Lbs.
HIDESPS201	6 42367 10657 7	3/4" x 1'	21.0"	0.9
HIDESPS202	6 42367 10155 8	3/4" x 2'	33.0"	1.2
HIDESPS203	6 42367 10659 1	3/4" x 3'	45.0"	1.4
HIDESPS204	6 42367 10660 7	3/4" x 4'	57.0"	1.7
HIDESPS205	6 42367 10661 4	3/4" x 5'	69.0"	1.9
HIDESPS206	6 42367 10662 1	3/4" x 6'	81.0"	2.2
HIDESPS207	6 42367 10663 8	3/4" x 7'	93.0"	2.4
HIDESPS208	6 42367 10664 5	3/4" x 8'	108.0"	2.7

WARNING: This hydrant must have the stand pipe removed and water drained out of pipe when freezing temperatures may be present. Warranty does not cover damage due to freezing temperatures or water frozen within the product.

WARNING: This product meets Federal USA Drinking Water requirements but has not been specifically tested or approved as no-lead in the State of California.



No-Lead

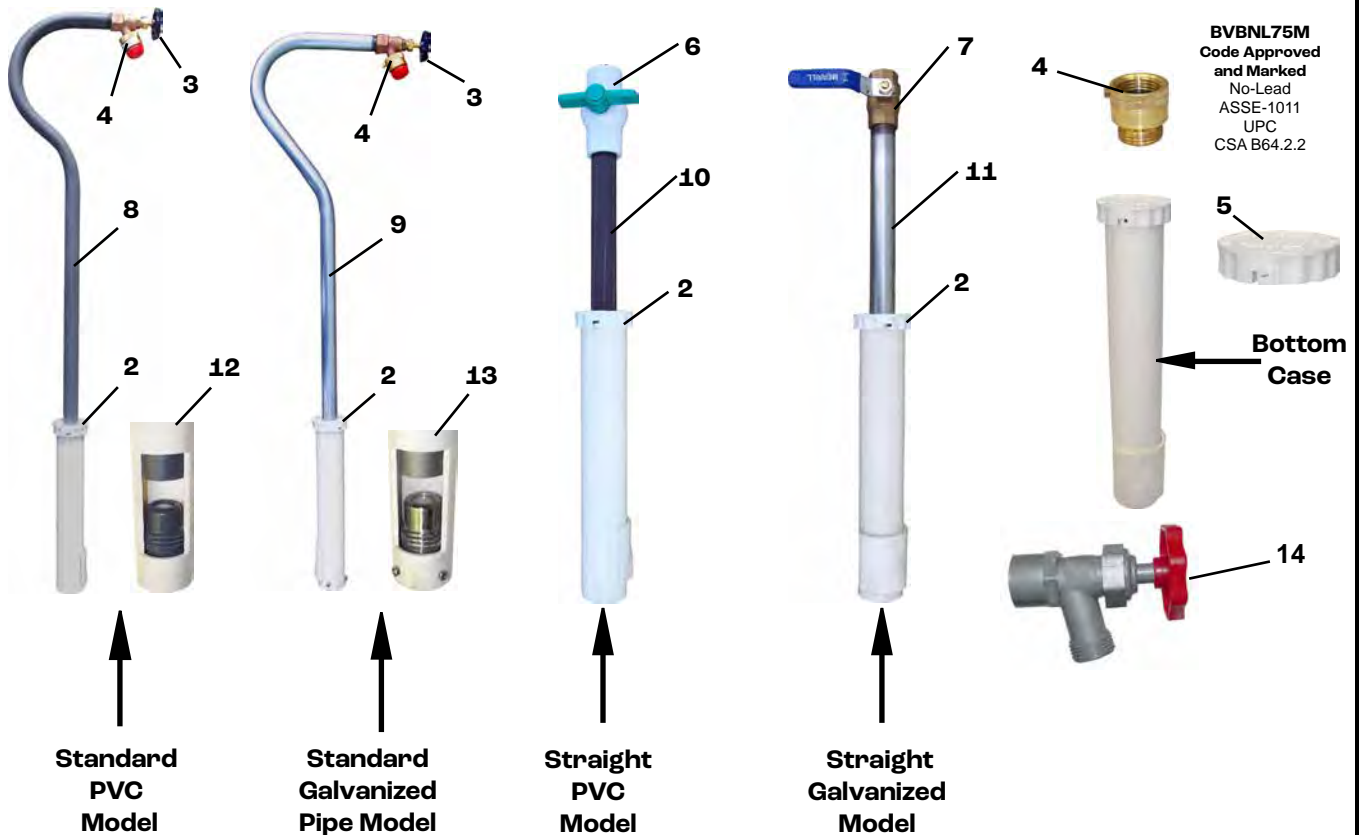


1

HIDE-DRANT PARTS

The expanded line of Hide-Drant has several improvements, and has changed to 1-1/2" PVC bottom case, plus all PVC or stainless steel valve. Galvanized pipe models are now available.

Item No.	Part No.	UPC Bar Code (Qty. 1)	Part Description
	2 HIDE202	6 42367 10744 4	Centering Collar For Pipe
	3 BBDNL75FA	6 42367 41970 7	3/4" No-Lead Brass Outlet Valve
	4 BVBNL75M	6 42367 41957 8	3/4" No-Lead Vacuum Breaker
	5 HIDE205	6 42367 10745 1	Top Cap For 1-1/2" PVC
	6 PVCBV75	6 42367 10935 6	3/4" PVC Ball Valve
	7 BBVNL75	6 42367 41652 2	3/4" No-Lead Brass Ball Valve
	8		Call For Application—Several Lengths
	9		Call For Application—Several Lengths
	10		Call For Application—Several Lengths
	11		Call For Application—Several Lengths
	12		Call For Application—Several Lengths
	13		Call For Application—Several Lengths
	14 CBD75FA	6 42367 10249 4	3/4" Celcon Boiler Drain (Optional) (No Lead Compliance)



WARNING: This product meets Federal USA Drinking Water requirements but has not been specifically tested or approved as no-lead in the State of California.