

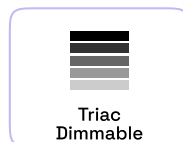

SFM LED Slim Flush Mount

5 CCT Selectable

Project: _____ Location: _____

Date: _____ Part #: _____

Notes: _____



Performance & Features

LED Source

- High efficacy, micro power LED with 5 CCT Selectable (2700K/3000K/3500K/4000K/5000K)
- CRI: >90
- 120V input
- LED Driver: Triac Dimmable with a built-in 2.5kV Surge Protector
- Lamp Thickness: Ultra-thin design, only 0.79 inches
- Energy Efficiency: 80% more energy savings than halogen lamps
- No flicker: Provides consistent, comfortable lighting

Construction

- Material: Highly durable die-cast aluminum
- Finish: Long-lasting white finish available
- Heat Dissipation: The die-casting surface ring provides excellent heat dissipation
- IP Rating: Suitable for Wet Locations
- Operating Temperature: Operates efficiently from -4°F to 113°F

Certifications and Warranty

- Certifications: ETL Listed
- Energy Star compliant for 5", 7" and 9" models
- Warranty: Backed by a 5-year limited warranty

SKU Guide

Example: SFM7-15W-5CCT-WH

Family & Size	Wattage	CCT	Finish
SFM5 = 5in	10W	5CCT = 2700K 3000K 3500K	WH = White
SFM7 = 7in	15W	4000K 5000K	
SFM9 = 9in	18W		
SFM11 = 11in	21W		
SFM13 = 13in	24W		

Specification

Model No.	Power (W)	Lumens (lm)	CCT (K)	Voltage	Finish
5 inch SFM5-10W-5CCT-DV1-W-WH	10W	668/671/693/ 710/688	5CCT 2700K/3000K/3500K/ 4000K/5000K	120V	White
7 inch SFM7-15W-5CCT-DV1-W-WH	15W	1186/1201/1223/ 1241/1215	5CCT 2700K/3000K/3500K/ 4000K/5000K	120V	White
9 inch SFM9-18W-5CCT-DV1-W-WH	18W	1389/1409/1437/ 1460/1426	5CCT 2700K/3000K/3500K/ 4000K/5000K	120V	White
11 inch SFM11-21W-5CCT-DV1-W-WH	21W	2016/2037/2079/ 2156/2108	5CCT 2700K/3000K/3500K/ 4000K/5000K	120V	White
13 inch SFM13-24W-5CCT-DV1-W-WH	24W	2386/2405/2427/ 2431/2419	5CCT 2700K/3000K/3500K/ 4000K/5000K	120V	White

Contact for custom configuration & specifications

Trim Accessories



Trims Clips
SFM-BN

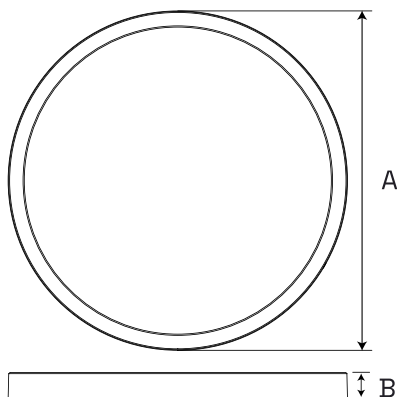


Trims Clips
SFM-BK



Emergency Backup
DL-BBU-DV1-13W

Dimensions



Model	A	B
SFM5-10W-5CCT-DV1-W-WH	5.51 in	0.79 in
SFM7-15W-5CCT-DV1-W-WH	7.48 in	0.79 in
SFM9-18W-5CCT-DV1-W-WH	8.86 in	0.79 in
SFM11-21W-5CCT-DV1-W-WH	10.98 in	0.98 in
SFM13-24W-5CCT-DV1-W-WH	12.8 in	0.98 in

Packaging Dimensions

SKU#	Master Box	Qty
SFM5-10W-5CCT-WH	14.37 x 12.00 x 6.77 in	24
SFM7-15W-5CCT-WH	15.98 x 14.17 x 8.58 in	24
SFM9-18W-5CCT-WH	18.82 x 14.17 x 9.92 in	24
SFM11-21W-5CCT-WH	16.22 x 11.73 x 12.13 in	12
SFM13-24W-5CCT-WH	16.22 x 13.46 x 13.78 in	12

Photometry

SFM7-15W-5CCT-WH

