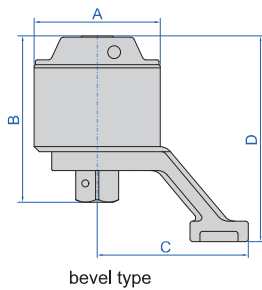


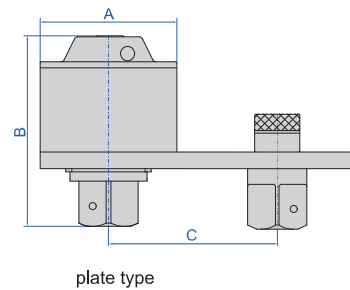
TORQUE MULTIPLIERS



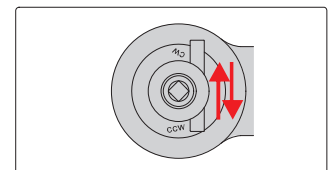
IST-TM2000



IST-TM3500P



application



after tightening, toggle the anti-bounce reversing dowel, turn the wrench in the anticlockwise direction, then remove the wrench from torque multiplier

■ Input to output accuracy: $\pm 5\%$

Z TYPE (BEVEL TYPE) TORQUE MULTIPLIER

Code	Capacity	Torque ratio	Square socket	Square driver	Dimension (A×B×C×D)	For bolt	For nut	Weight
IST-TM1000	1000N.m	1:4.5	1/2"	1"	82×91×98×123mm	M20~30	S30~46	2.1kg
IST-TM2000	2000N.m	1:12	1/2"	1"	82×120×98×147mm	M22~35	S32~55	3.15kg
IST-TM3500	3500N.m	1:15	1/2"	1"	98×128×120×163mm	M30~45	S46~70	4.9kg
IST-TM5500	5500N.m	1:18.5	1/2"	1 1/2"	115×157×137×199mm	M38~52	S55~80	8.1kg
IST-TM7500	7500N.m	1:20	1/2"	1 1/2"	127×168×146×215mm	M42~60	S65~90	10.6kg
IST-TM10000	10000N.m	1:28.5	1/2"	1 1/2"	141×186×164×238mm	M52~72	S80~105	14kg

L TYPE (PLATE TYPE) TORQUE MULTIPLIER

Code	Capacity	Torque ratio	Square socket	Square driver	Dimension (A×B×C)	For bolt	For nut	Weight
IST-TM1000P	1000N.m	1:5	1/2"	1"	82×91×(72~132)mm	M20~30	S30~46	2.4kg
IST-TM2000P	2000N.m	1:13.3	1/2"	1"	82×120×(80~142)mm	M22~35	S32~55	3.5kg
IST-TM3500P	3500N.m	1:16	1/2"	1"	98×128×(90~158)mm	M30~45	S46~70	5.0kg
IST-TM5500P	5500N.m	1:21.5	1/2"	1 1/2"	115×157×(115~185)mm	M38~52	S55~80	8.7kg
IST-TM7500P	7500N.m	1:24	1/2"	1 1/2"	127×168×(120~210)mm	M42~60	S65~90	11.7kg
IST-TM10000P	10000N.m	1:32	1/2"	1 1/2"	141×186×(125~235)mm	M52~72	S80~105	15.2kg
IST-TM15000P	15000N.m	1:50	1/2"	2 1/2"	156×246×(140~260)mm	M60~85	S80~120	24.1kg
IST-TM20000P	20000N.m	1:72	1/2"	2 1/2"	170×264×(150~290)mm	M72~100	S105~145	27.8kg