

SPLIT TYPE DIAL BORE GAUGES

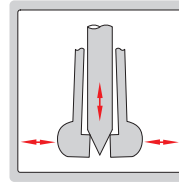


digital indicator
is optional

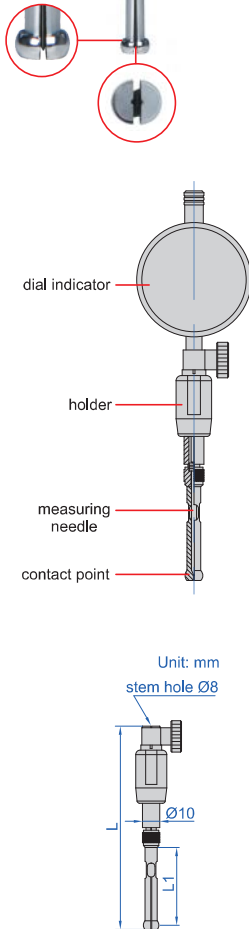


- Split type contact points
- Accuracy (without indicator):
3µm (measuring range 0.95~10mm),
4µm (measuring range 10~20.6mm)
- Repeatability (without indicator): 1µm
- Optional accessory:
digital/dial indicators or dial comparator

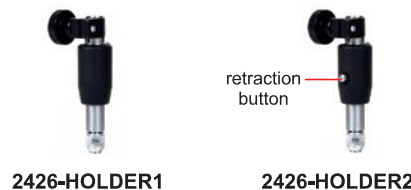
principle of measurement



(mm)



Contact point					Measuring needle	Setting ring	
code	measuring range	measuring depth (L1)	total length (L)	material of points	code	code	diameter
2426-1	0.95-1.15	13	89	carbide	2426-N1D4	6312-1	1
2426-1D1	1.07-1.25	13	89	carbide		6312-1D1	1.1
2426-1D2	1.17-1.35	13	89	carbide		6312-1D2	1.2
2426-1D3	1.27-1.45	13	89	carbide		6312-1D3	1.3
2426-1D4	1.37-1.55	13	89	carbide		6312-1D4	1.4
2426-1D75	1.5-1.9	17	93	carbide	2426-N2D25	6312-1D75	1.75
2426-2	1.8-2.2	17	93	carbide		6312-2	2
2426-2D25	2.05-2.45	17	93	carbide		6312-2D25	2.25
2426-2D5	2.3-2.7	25	101	carbide	2426-N4	6312-2D5	2.5
2426-2D75	2.55-2.95	25	101	carbide		6312-2D75	2.75
2426-3	2.8-3.2	25	101	carbide		6312-3	3
2426-3D25	3.05-3.45	25	101	carbide		6312-3D25	3.25
2426-3D5	3.3-3.7	25	101	carbide		6312-3D5	3.5
2426-3D75	3.55-3.95	25	101	carbide		6312-3D75	3.75
2426-4	3.8-4.2	25	101	carbide		6312-4	4
2426-4D5	4.15-4.8	41	118	DLC coating	2426-N9	6312-4D5	4.5
2426-5	4.7-5.3	41	118	DLC coating		6312-5	5
2426-5D5	5.2-5.8	41	118	DLC coating		6312-5D5	5.5
2426-6	5.7-6.3	41	118	DLC coating		6312-6	6
2426-6D5	6.2-6.8	41	118	DLC coating		6312-6D5	6.5
2426-7	6.7-7.3	41	118	DLC coating		6312-7	7
2426-7D5	7.2-7.8	45	118	DLC coating		6312-7D5	7.5
2426-8	7.7-8.3	45	118	DLC coating		6312-8	8
2426-8D5	8.2-8.8	45	118	DLC coating		6312-8D5	8.5
2426-9	8.7-9.3	45	118	DLC coating		6312-9	9
2426-10	9.2-10.5	45	118	DLC coating	2426-N20	6312-10	10
2426-11	10.2-11.5	45	118	DLC coating		6312-11	11
2426-12	11.2-12.5	45	118	DLC coating		6312-12	12
2426-13	12.2-13.5	45	118	DLC coating		6312-13	13
2426-14	13.4-14.6	45	118	DLC coating		6312-14	14
2426-15	14.4-15.6	45	118	DLC coating		6312-15	15
2426-16	15.4-16.6	45	118	DLC coating		6312-16	16
2426-17	16.4-17.6	45	118	DLC coating		6312-17	17
2426-18	17.4-18.6	45	118	DLC coating		6312-18	18
2426-19	18.4-19.6	45	118	DLC coating		6312-19	19
2426-20	19.4-20.6	45	118	DLC coating		6312-20	20



HOLDER

Code	Retraction	Applicable points
2426-HOLDER1	without	all
2426-HOLDER2	with	all