

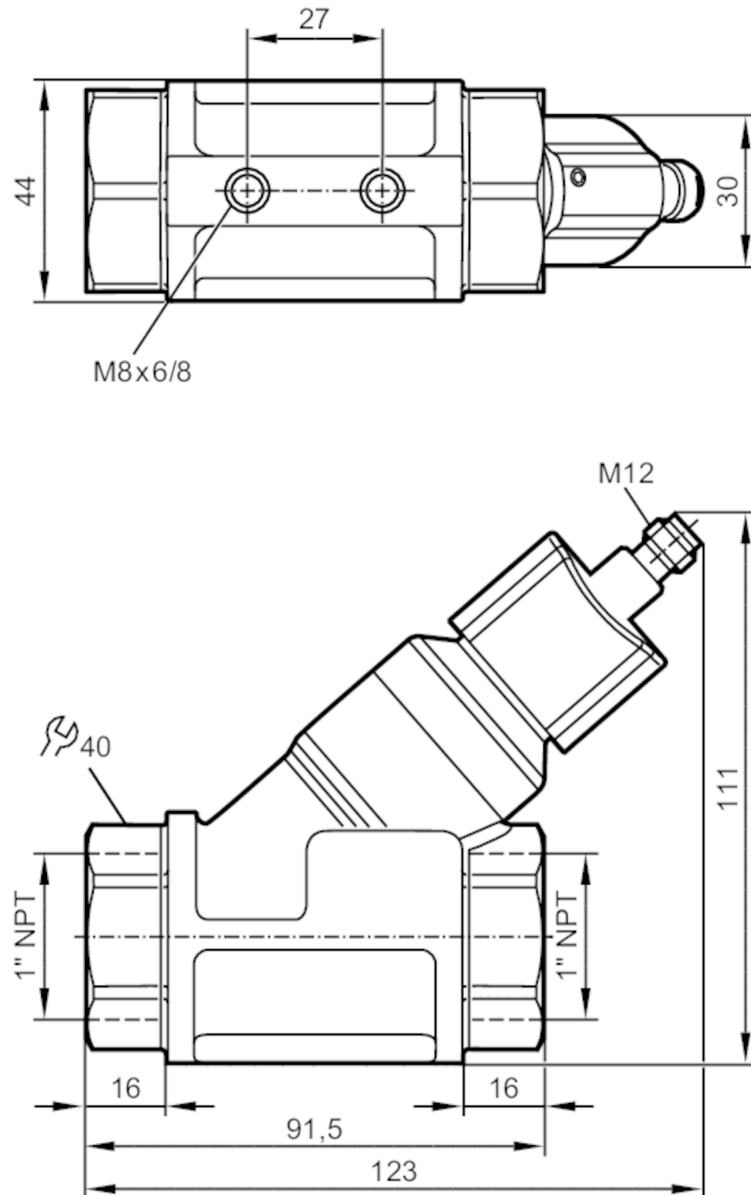
SBN446



Flow transmitters with fast response time

SBN11HF010KG/US

Please note the changed housing design!



Product characteristics

Measuring range	[gpm]	0.5...27
Process connection		threaded connection 1" NPT Internal thread

Application

Media		Liquids; water; glycol solutions; Coolants
Medium temperature	[°F]	14...212
Pressure rating	25 bar	2.5 MPa

Electrical data

Operating voltage	[V]	18...32 DC; (to SELV/PELV)
-------------------	-----	----------------------------

SBN446



Flow transmitters with fast response time

SBN11HF010KG/US

Current consumption	[mA]	< 35
Protection class		III
Reverse polarity protection		yes
Outputs		
Output signal		analog signal
Analog current output	[mA]	4...20
Max. load	[Ω]	500
Short-circuit protection		yes
Overload protection		yes
Measuring/setting range		
Measuring range	[gpm]	0.5...27
Accuracy / deviations		
Repeatability		1
	[% of the final value]	
Measuring error		± 5
	[% of the final value]	
Reaction times		
Response time	[s]	< 0.01
Operating conditions		
Ambient temperature	[°F]	32...140
Storage temperature	[°F]	5...176
Protection		IP 65; IP 67
Tests / approvals		
EMC	DIN EN 61000-6-2	
	DIN EN 61000-6-3	
Shock resistance	DIN EN 60068-2-27	20 g (11 ms)
Vibration resistance	DIN EN 60068-2-6	5 g (10...2000 Hz)
MTTF	[years]	778
Mechanical data		
Weight	[g]	1117.05
Material		brass chemically nickel-plated; PP; stainless steel (1.4404 / 316L); aluminum anodized; PA
Materials (wetted parts)		stainless steel (1.4401 / 316); brass; brass chemically nickel-plated; PP; PPS; O-ring: FKM
Process connection		threaded connection 1" NPT Internal thread
Switching cycles mechanical		10 million
Remarks		
Remarks		Recommendation Use 200 micron filtration All data refer to water (68 °F).
Notes		Please note the changed housing design!
Pack quantity		1 pcs.

SBN446



Flow transmitters with fast response time

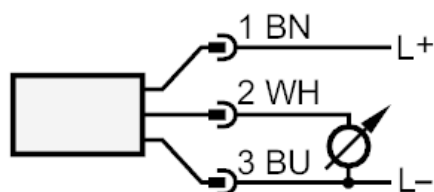
SBN11HF010KG/US

Electrical connection

Connector: 1 x M12; coding: A



Connection



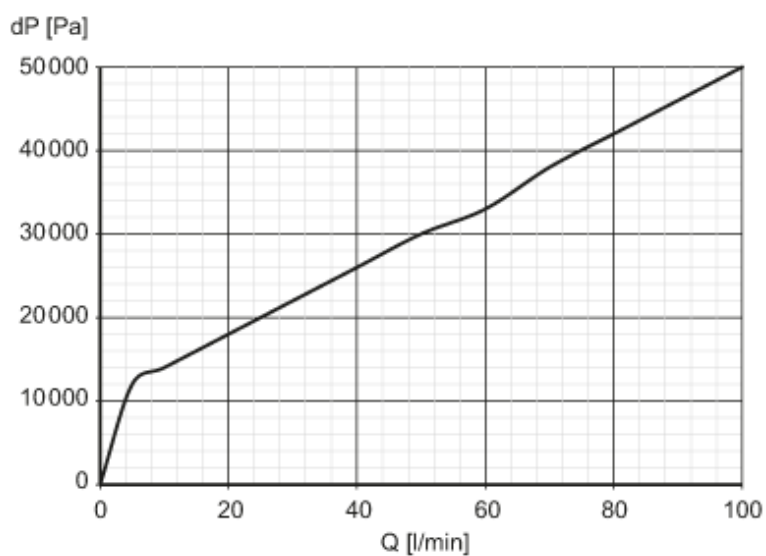
Colors to DIN EN 60947-5-2

Core colors :

BN = brown
BU = blue
WH = white

Diagrams and graphs

Pressure loss



dP Pressure loss

Q volumetric flow quantity