

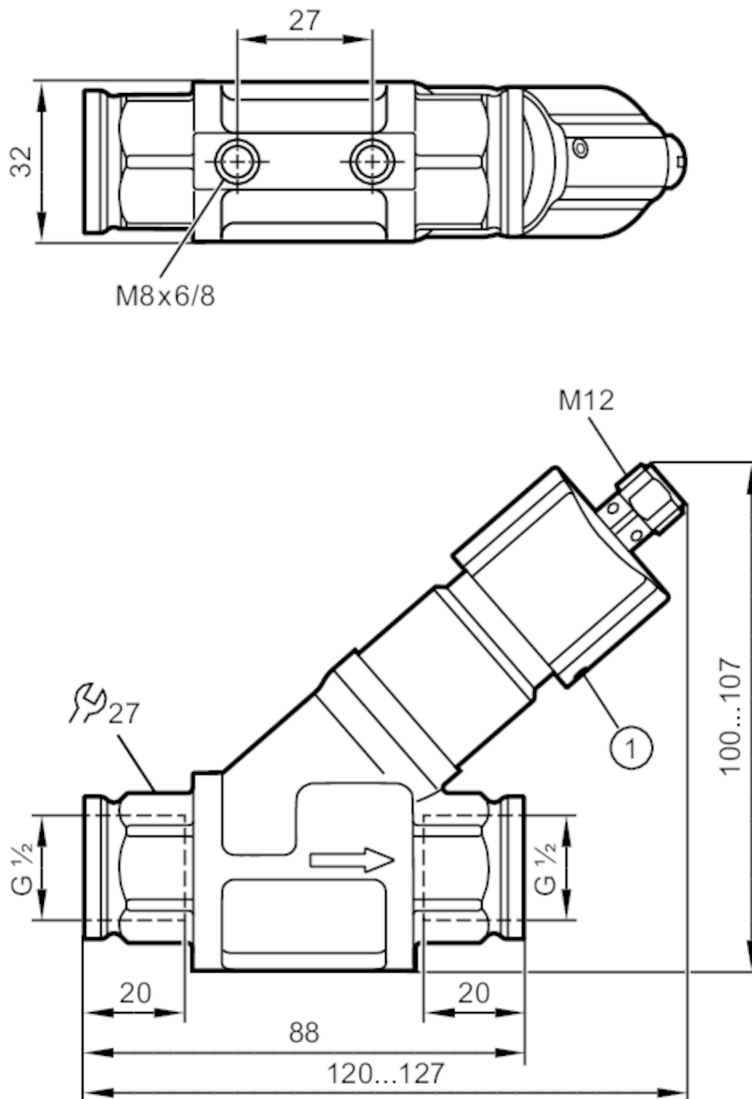
SBG333



Flow sensor with fast response time

SBG34BF0BPKG/US

Please note the changed housing design!



1 socket head screw



Product characteristics

Number of inputs and outputs	Number of digital outputs: 1
Process connection	threaded connection G 1/2 Internal thread DN15

Application

Media	Liquids; water; glycol solutions; Coolants
Medium temperature [°C]	0...85
Pressure rating	40 bar 4 MPa

Electrical data

Operating voltage [V]	10...30 DC; (to SELV/PELV)
Current consumption [mA]	< 15
Protection class	III
Reverse polarity protection	yes

SBG333



Flow sensor with fast response time

SBG34BF0BPKG/US

Inputs / outputs		
Number of inputs and outputs	Number of digital outputs: 1	
Outputs		
Total number of outputs	1	
Output signal	switching signal	
Electrical design	PNP	
Number of digital outputs	1	
Output function	normally open	
Max. voltage drop switching output DC [V]	2.5	
Permanent current rating of switching output DC [mA]	100	
Short-circuit protection	yes	
Overload protection	yes	
Measuring/setting range		
Setting range [l/min]	1...25	
Accuracy / deviations		
Repeatability [% of the final value]	1	
Hysteresis [l/min]	0,5...2	
Measuring error [% of the final value]	± 5	
Reaction times		
Response time [s]	< 0.01	
Operating conditions		
Ambient temperature [°C]	0...60	
Storage temperature [°C]	-15...80	
Protection	IP 65; IP 67	
Tests / approvals		
EMC	DIN EN 61000-6-2	
	DIN EN 61000-6-3	
Shock resistance	DIN EN 60068-2-27	20 g (11 ms)
Vibration resistance	DIN EN 60068-2-6	5 g (10...2000 Hz)
MTTF [years]	3318	
Mechanical data		
Weight [g]	545.5	
Material	brass chemically nickel-plated; PPS; aluminum anodized; PA	
Materials (wetted parts)	stainless steel (1.4310 / 301); stainless steel (1.4301 / 304); PBT; brass chemically nickel-plated; PP; PPS; Polyolefin; O-ring: FKM	
Process connection	threaded connection G 1/2 Internal thread DN15	
Switching cycles mechanical	10 million	
Displays / operating elements		
Display	Switching status	4 x LED, yellow

SBG333



Flow sensor with fast response time

SBG34BF0BPKG/US

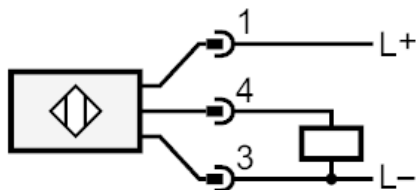
Accessories	
Items supplied	Allen key
Remarks	
Remarks	Caution Do not turn the cap beyond the maximum value of the setting range. All data refer to water (20 °C).
Notes	Please note the changed housing design!
Pack quantity	1 pcs.

Electrical connection

Connector: 1 x M12; coding: A



Connection



SBG333

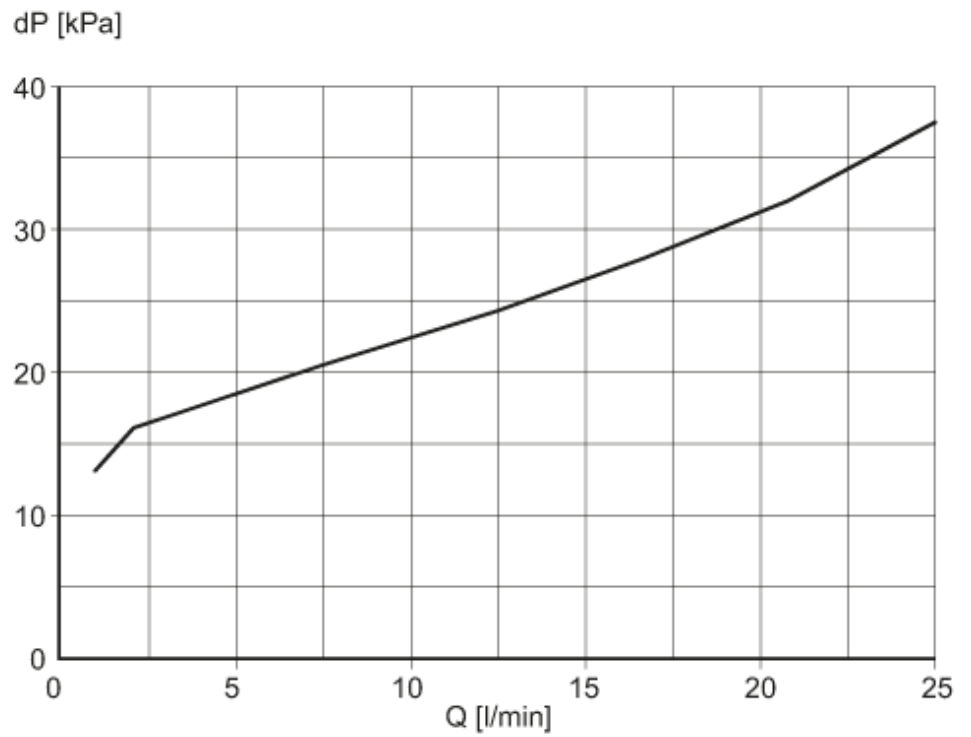


Flow sensor with fast response time

SBG34BF0BPKG/US

Diagrams and graphs

Pressure loss



dP Pressure loss

Q volumetric flow quantity