

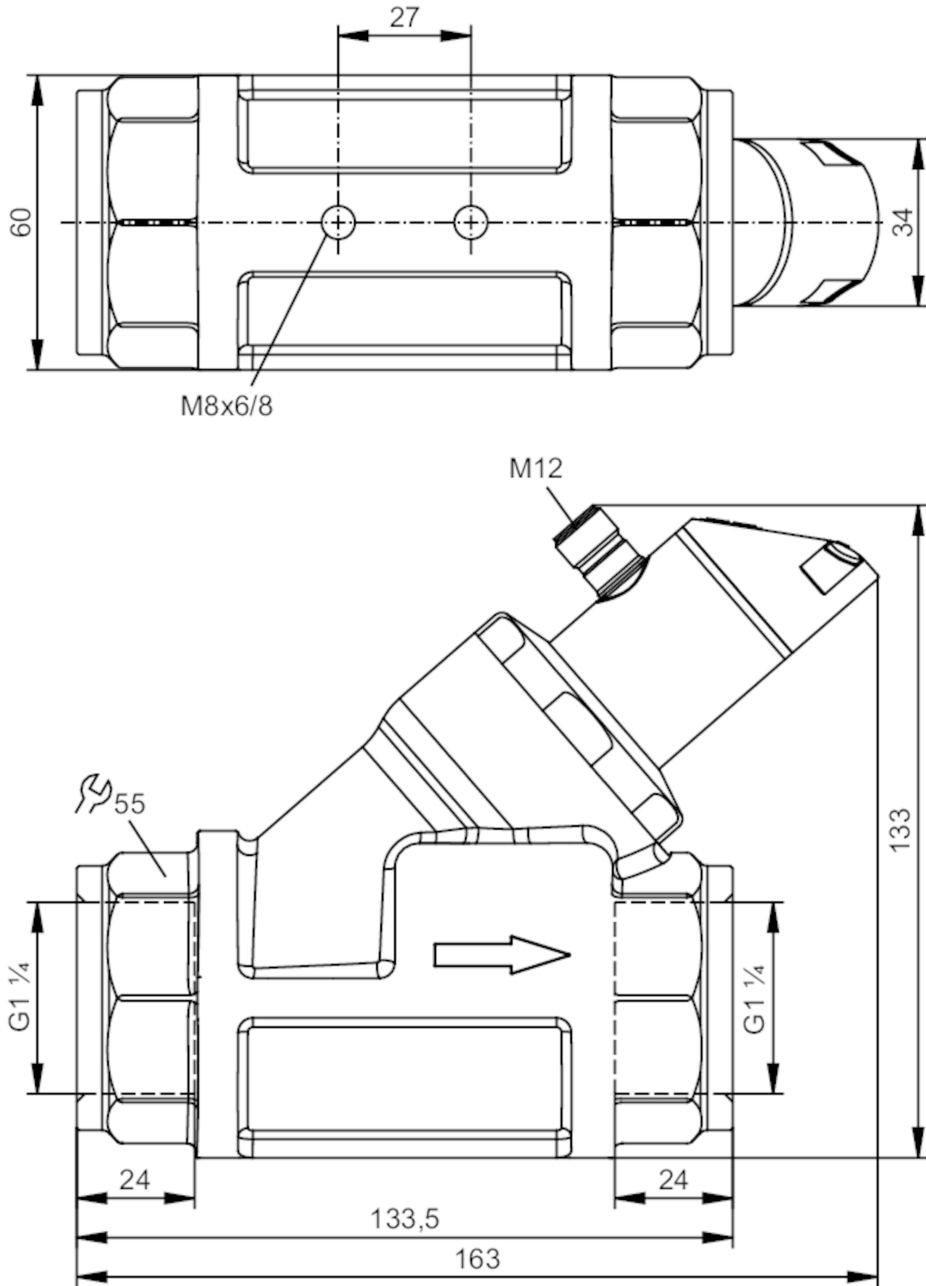
SBG257



Flow meter with fast response and display

SBG54IF0FRKG

Please note the changed housing design!



Product characteristics	
Number of inputs and outputs	Number of digital outputs: 2; Number of analog outputs: 1
Measuring range	4...200 l/min 0.24...12 m³/h
Process connection	threaded connection G 1 1/4 Internal thread
Application	
System	gold-plated contacts
Application	for industrial applications
Media	Liquids; water; glycol solutions; Coolants

SBG257



Flow meter with fast response and display

SBG54IF0FRKG

Note on media	oil 1 with viscosity: 10 mm ² /s (40 °C)	
	oil 2 with viscosity: 46 mm ² /s (40 °C)	
Medium temperature [°C]	-10...100	
Pressure rating	25 bar	2.5 MPa
MAWP (for applications according to CRN) [bar]	25	
Electrical data		
Operating voltage [V]	18...30 DC; (to SELV/PELV)	
Current consumption [mA]	< 50	
Protection class	III	
Reverse polarity protection	yes	
Power-on delay time [s]	< 3	
Inputs / outputs		
Number of inputs and outputs	Number of digital outputs: 2; Number of analog outputs: 1	
Outputs		
Total number of outputs	2	
Output signal	switching signal; analog signal; frequency signal; IO-Link; (configurable)	
Number of digital outputs	2	
Output function	normally open / closed; (configurable)	
Max. voltage drop switching output DC [V]	2	
Permanent current rating of switching output DC [mA]	150; (per output 2 x 200 (...60 °C); 2 x 250 (...40 °C))	
Switching cycles (mechanical)	10 million	
Number of analog outputs	1	
Analog current output [mA]	4...20	
Max. load [Ω]	500	
Short-circuit protection	yes	
Overload protection	yes	
Frequency of the output [Hz]	0...10000	
Measuring/setting range		
Measuring range	4...200 l/min	0.24...12 m ³ /h
Display range	0...240 l/min	0...14.4 m ³ /h
Resolution	1 l/min	0.05 m ³ /h
Set point SP	2...200 l/min	0.1...12 m ³ /h
Reset point rP	0...198 l/min	0...11.9 m ³ /h
Frequency end point, FEP	13...200 l/min	0.8...12 m ³ /h
In steps of	1 l/min	0.05 m ³ /h
Frequency at the end point FRP [Hz]	10...10000	
Measuring dynamics	1:50	
Temperature monitoring		
Measuring range [°C]	-10...100	
Display range [°C]	-32...122	
Resolution [°C]	1	

SBG257



Flow meter with fast response and display

SBG54IF0FRKG

Set point SP	[°C]	-9...100
Reset point rP	[°C]	-10...99
In steps of	[°C]	1
Frequency start point, FSP	[°C]	-10...78
Frequency end point, FEP	[°C]	12...100
Frequency at the end point FRP	[Hz]	10...10000

Accuracy / deviations

Flow monitoring		
Accuracy (in the measuring range)		$\pm (4 \% MW + 1 \% MEW)$; ($Q > 1 \text{ l/min}$; medium and operating temperature: $+22 \text{ °C} \pm 4\text{K}$)
Repeatability		$\pm 1 \% MEW$
Temperature monitoring		
Temperature drift		0,029 °C / K
Accuracy	[K]	3 K (25°C; $Q > 1 \text{ l/min}$)

Reaction times

Flow monitoring		
Response time	[s]	0.01
Damping process value dAP	[s]	0...5
Damping for the analog output dAA	[s]	0...5
Temperature monitoring		
Dynamic response T05 / T09	[s]	T09 = 120 ($Q > 1 \text{ l/min}$)

Software / programming

Parameter setting options	hysteresis / window; normally open / closed; switching logic; current/frequency output; medium selection; damping for the switching output / analog output; display can be rotated and switched off; standard unit of measurement; process value color	
---------------------------	--	--

Interfaces

Communication interface	IO-Link	
Transmission type	COM2 (38,4 kBaud)	
IO-Link revision	1.1	
SDCI standard	IEC 61131-9 CDV	
Profiles	Smart Sensor - SSP 0	Generic Profiled Sensor
	Function	Device identification
	Function	Process data variable
	Function	Device diagnosis
SIO mode	yes	
Required master port class	A	
Process data analog	2	
Process data binary	2	
Min. process cycle time	[ms]	3.2
Supported DeviceIDs	Type of operation	DeviceID
	default	564

Operating conditions

Ambient temperature	[°C]	0...60
---------------------	------	--------

SBG257



Flow meter with fast response and display

SBG54IF0FRKG

Note on ambient temperature	medium temperature < 80 °C
	medium temperature < 100 °C: 0...40 °C
Storage temperature [°C]	-15...80
Protection	IP 65; IP 67

Tests / approvals

EMC	DIN EN 61000-6-2	
	DIN EN 61000-6-3	
Shock resistance	DIN EN 60068-2-27	20 g (11 ms)
Vibration resistance	DIN EN 60068-2-6	5 g (10...2000 Hz)
MTTF [years]		145
UL approval	UL approval number	I007
	File number UL	E174189
Pressure equipment directive	sound engineering practice; can be used for group 2 fluids; group 1 fluids on request	

Mechanical data

Weight [g]	2554.85
Material	stainless steel (1.4404 / 316L); PBT+PC-GF30; PBT-GF20; PC; brass chemically nickel-plated
Materials (wetted parts)	stainless steel (1.4401 / 316); stainless steel (1.4404 / 316L); brass (2.0371); brass chemically nickel-plated; PPS; PP-GF30; spacer: POM; O-ring: FKM
Process connection	threaded connection G 1 1/4 Internal thread

Displays / operating elements

Display	Display unit	3 x LED, green
	Switching status	2 x LED, yellow
	Measured values	alphanumeric display, red/green 4-digit
	Programming	alphanumeric display, 4-digit

Remarks

Remarks	Use of 200 micron filtration is recommended.
	All data refer to water (20 °C).
	MW = Measured value
Notes	MEW = Final value of the measuring range
	Please note the changed housing design!
Pack quantity	1 pcs.

Electrical connection

Connector: 1 x M12; coding: A; Contacts: gold-plated

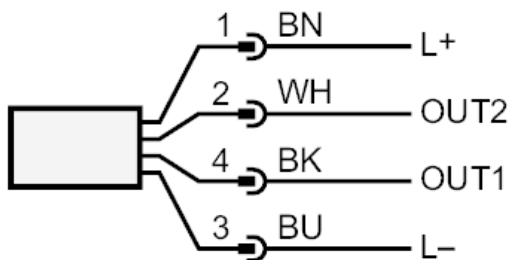




Flow meter with fast response and display

SBG54IF0FRKG

Connection



OUT1:

- Switching output Volumetric flow quantity monitoring
- Switching output Temperature monitoring
- Frequency output Volumetric flow quantity monitoring
- Frequency output Temperature monitoring
- IO-Link

OUT2:

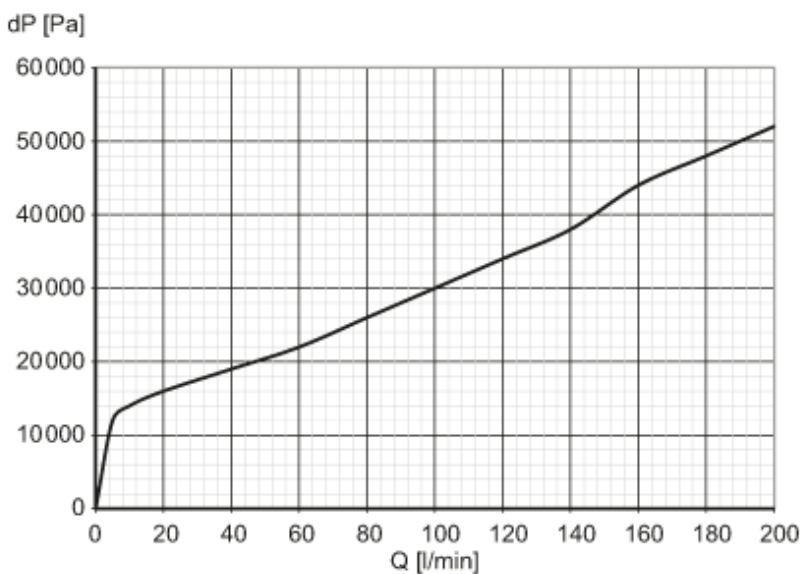
- Switching output Volumetric flow quantity monitoring
 - Switching output Temperature monitoring
 - analog output Volumetric flow quantity monitoring
 - analog output Temperature monitoring
- Colors to DIN EN 60947-5-2

Core colors :

- BK = black
- BN = brown
- BU = blue
- WH = white

Diagrams and graphs

Pressure loss



dP Pressure loss

Q volumetric flow quantity