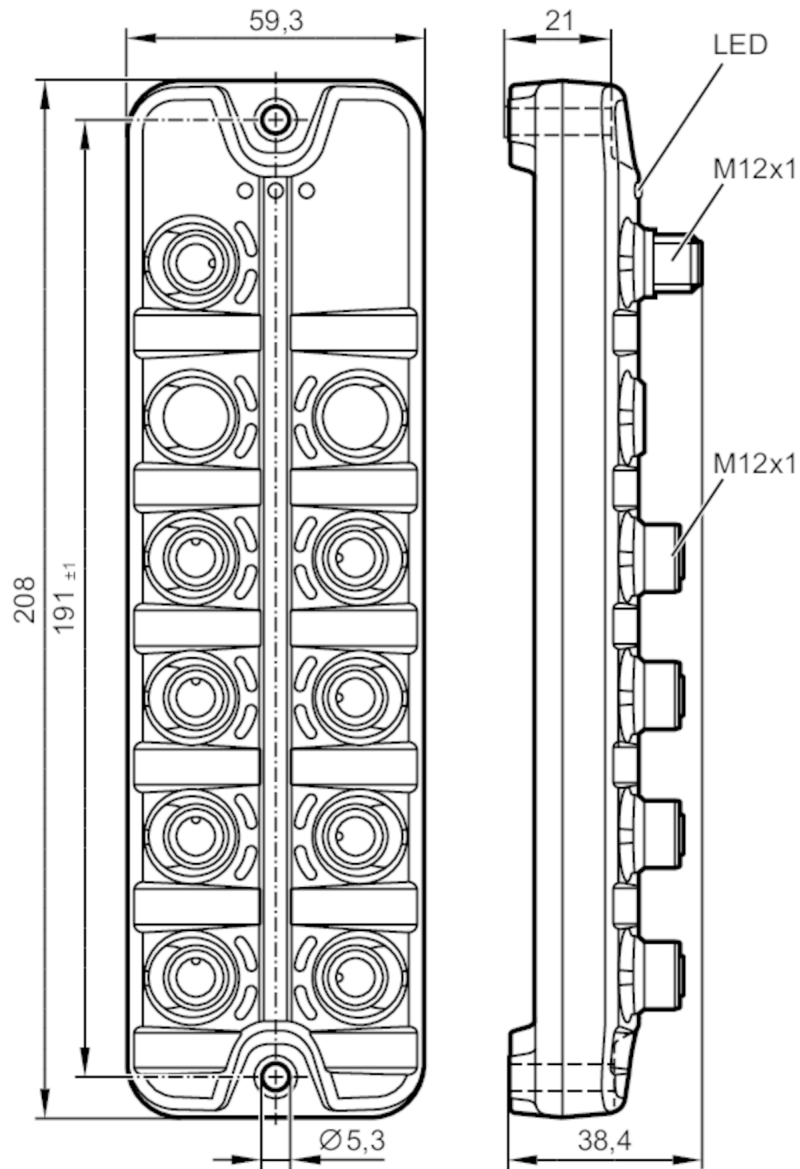


AL2323



IO-Link input/output module

IOL MOD SL 8XDX/DX B M12 IP67



Depending on the version some LEDs are inactive



Electrical data

Operating voltage	[V]	18...30 DC
Current consumption	[mA]	100; (US)
Protection class		III
Additional voltage supply	[V]	18...30 DC; (UA)
Max. current consumption from additional supply	[mA]	3600; (UA)

Inputs / outputs

Total number of inputs and outputs	16
------------------------------------	----

AL2323



IO-Link input/output module

IOL MOD SL 8XDX/DX B M12 IP67

Number of inputs and outputs	Number of digital inputs: 16; Number of digital outputs: 16	
Inputs		
Number of digital inputs	16; (configurable)	
Input circuit of digital inputs	PNP; (type 3 (IEC 61131-2))	
Sensor supply of the inputs	UA	
Voltage supply [V]	18...30	
Input current High [mA]	2...15	
Input current low [mA]	0...1.5	
Switching level high [V]	11...28	
Switching level low [V]	0...5	
Outputs		
Number of digital outputs	16; (configurable)	
Max. current load per output [mA]	1800	
Max. current load outputs total [A]	3.6; (max. current load per segment: 1800 mA)	
Short-circuit protection	yes	
Actuator supply outputs	UA	
Interfaces		
Communication interface	IO-Link	
Transmission type	COM3 (230,4 kBaud)	
IO-Link revision	1.1	
SDCI standard	IEC 61131-9	
Profiles	Common - I&D	Identification and Diagnosis
SIO mode	no	
Required master port class	B	
Min. process cycle time [ms]	2	
Supported DeviceIDs	Type of operation	DeviceID
Note	default	1409
	For further information please see the IODD PDF file at "Downloads"	
Operating conditions		
Ambient temperature [°C]	-25...60	
Storage temperature [°C]	-25...70	
Max. relative air humidity [%]	90	
Max. height above sea level [m]	2000	
Protection	IP 65; IP 67	
Protection rating (NEMA 250)	6P	
Degree of soiling	2	
Chemical media	ISO 16750-5	AA, BA, BD, HLP, CC, DB, DC, DD, CA
	NEMA 250 5.13.1	AA
Tests / approvals		
EMC	EN 61000-6-2	
	EN 61000-6-3	
	IEC 61131-9	
Shock resistance	DIN EN 60068-2-27	

AL2323



IO-Link input/output module

IOL MOD SL 8XDX/DX B M12 IP67

Vibration resistance	DIN EN 60068-2-64	
	DIN EN 60068-2-6	
MTTF [years]		40

Mechanical data		
Weight [g]		467.716
Housing		rectangular
Type of mounting		Backplane mounting
Dimensions [mm]		208 x 59.3 x 38.4
Material		housing: PA orange; Socket: brass nickel-plated
Sealing material		FKM

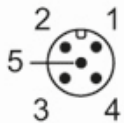
Displays / operating elements		
Display	Power	1 x LED, green
	fault	1 x LED, red
	Function	1 x LED, yellow

Accessories	
Accessories (optional)	protective cap for M12 sockets

Remarks	
Pack quantity	1 pcs.

Electrical connection - IO-Link

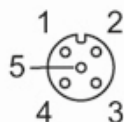
Connector: 1 x M12; coding: A



X1	
1	+ 24 V DC (US)
2	+ 24 V DC (UA)
3	GND (US)
4	IO-Link
5	GND (UA)

Electrical connection - inputs / outputs

Connector: 8 x M12; coding: A; sealing: FKM



AL2323



IO-Link input/output module

IOL MOD SL 8XDX/DX B M12 IP67

X1.0...X1.7

1	+ 24 V DC (UA)
2	I/O2
3	GND (UA)
4	I/O1
5	not used