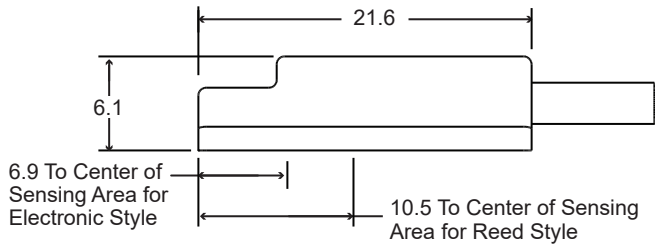
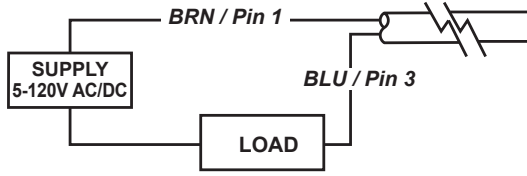


**SERIES 9E TYPE 01, 02, 31 & 32**

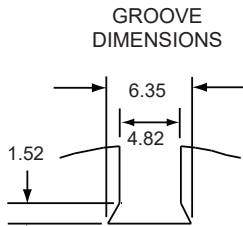
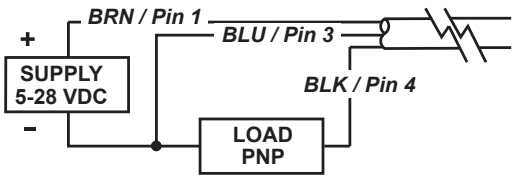
**Wiring Diagram**



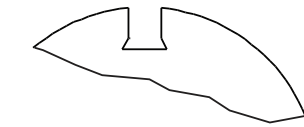
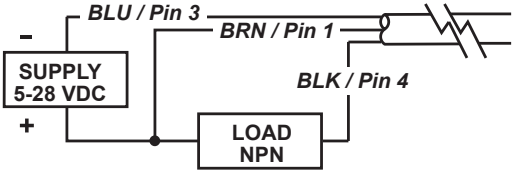
**Type 01, 02**



**Type 31**



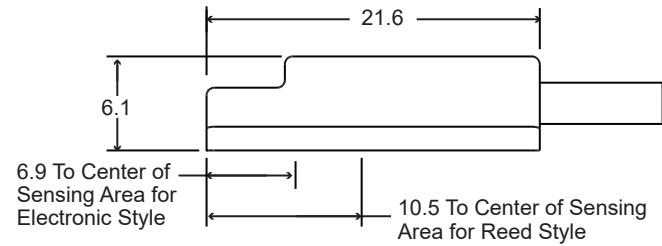
**Type 32**



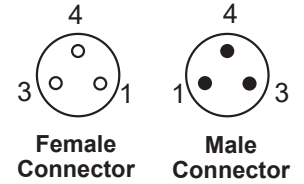
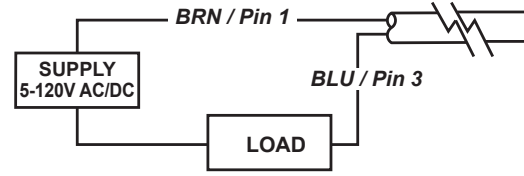
Switch Type	Description	Function	Switching Voltage	Switching Current	Switching Power	Voltage Drop	Magnetic Sensitivity
01	Reed Switch	Normally Open SPST	0 - 120V AC/DC 50/60 Hz	0.25 Amps Max.	5 watts Max.	0 Volts	85 Ga.
02	Reed Switch for PLC's, Red LED (current limiting)	Normally Open SPST	5 - 120V AC/DC 50/60 Hz	0.03 Amps Max. 0.001 Amps Min.	4 watts Max.	5.0 Volts @ 5mA	85 Ga.
31	Electronic for Reed Magnet, Yel LED & Sourcing	Normally Open PNP	5 - 28 VDC	0.2 Amps Max.	4.8 watts Max.	1.0 Volts	25 Ga.
32	Electronic for Reed Magnet, Red LED & Sinking	Normally Open NPN	5 - 28 VDC	0.2 Amps Max.	4.8 watts Max.	1.0 Volts	25 Ga.

**SERIES 9E TYPE 01, 02, 31 & 32**

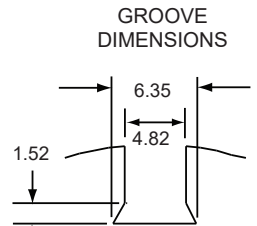
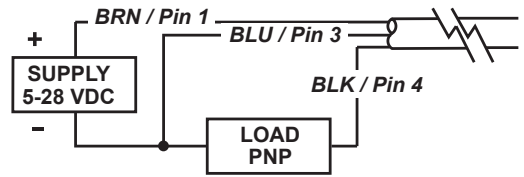
**Wiring Diagram**



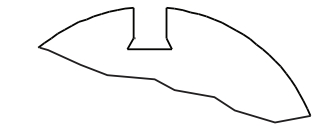
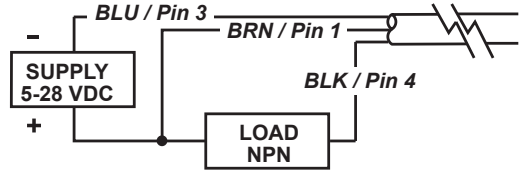
**Type 01, 02**



**Type 31**



**Type 32**



Switch Type	Description	Function	Switching Voltage	Switching Current	Switching Power	Voltage Drop	Magnetic Sensitivity
01	Reed Switch	Normally Open SPST	0 - 120V AC/DC 50/60 Hz	0.25 Amps Max.	5 watts Max.	0 Volts	85 Ga.
02	Reed Switch for PLC's, Red LED (current limiting)	Normally Open SPST	5 - 120V AC/DC 50/60 Hz	0.03 Amps Max. 0.001 Amps Min.	4 watts Max.	5.0 Volts @ 5mA	85 Ga.
31	Electronic for Reed Magnet, Yel LED & Sourcing	Normally Open PNP	5 - 28 VDC	0.2 Amps Max.	4.8 watts Max.	1.0 Volts	25 Ga.
32	Electronic for Reed Magnet, Red LED & Sinking	Normally Open NPN	5 - 28 VDC	0.2 Amps Max.	4.8 watts Max.	1.0 Volts	25 Ga.