

**canfield
connector**

5J SERIES

MINI, ISO AND SUB-MICRO
LIGHTED, LOAD SUPPRESSED MOLDED
SOLENOID VALVE CONNECTORS

GENERAL DESCRIPTION

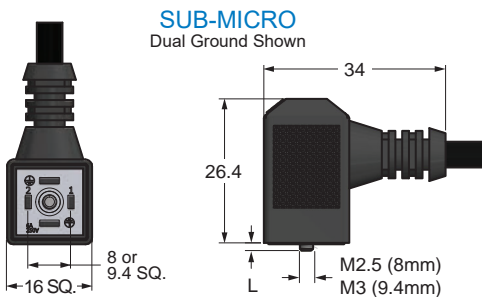
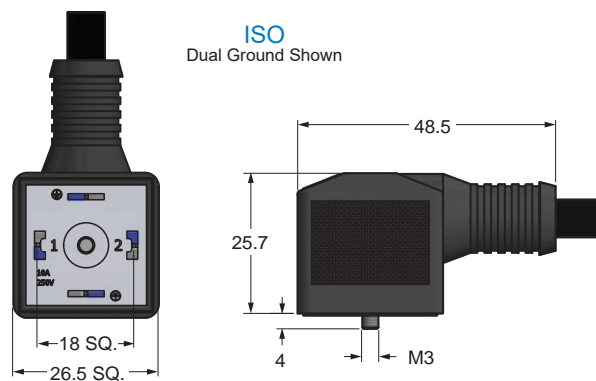
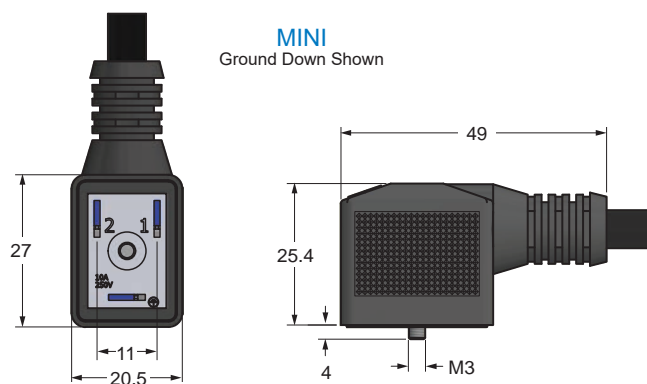
The Canfield Connector 5J Series all-molded DIN solenoid valve connector/gasket/cord assembly offers a completely molded design that is far better for environmental integrity than field wire versions. Made from rugged yet flexible polyurethane, the connector housing boasts high durability factors and application versatility. The low profile "90°" interface/cord configuration allows for installation in many limited space applications. The integrated gasket design boasts an IP67/NEMA 6 rating and makes it impossible to lose the gasket. The 5J and 5F are the only molded valve connectors in the industry that feature a Hard Usage cord option in any length required, bi-directional indicator lights, and load suppression (not intended for UL 1449). UL and CSA versions are available as well. Canfield Connector offers any version of the 5J connector with special wires including high flex, media compatible wire, special use wire, high temperature wire on request.



ISO, Unlighted version shown above

DIMENSIONAL DATA

All dimensions are in millimeters unless otherwise noted.



TECHNICAL DATA

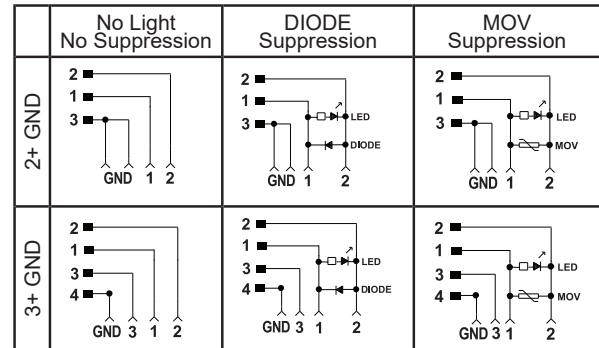
Current Max	ISO / MINI: 10 Amps Sub-Micro: 6 Amps
Voltage Max.	250 VAC 50/60 Hz, 300 VDC
Materials	Enclosure: Polyurethane Gasket: Polyurethane
Temperature Range	-20° to +80°C
Environmental Protection	IP 67 AND NEMA 6, Dust tight and water resistant
Cable Diameter	ISO / MINI: EU (European) / US (U.S.A.): 0.275 ISO / MINI: HU (Hard Usage): .300 Sub-Micro: EU (European) / US (U.S.A.): 0.190
Cable Conductor Colors	EU Code: Blue, brown, yellow/green (4th conductor version black) US Code: Black, green, white (4th conductor version red) (Others available on request)
Cable Type	Pressure extruded PVC jacket Hard usage cordage "S" type with SJTOW standard PVC jacket (ISO & MINI only) (Others available on request)
Wire Gauge	ISO / MINI: 18 AWG standard Sub-Micro: 20 AWG standard
Size	ISO: 18mm pin spacing - DIN Style "A" EN175301-803 MINI: 11mm pin spacing - Industry Standard Sub-Micro: 8mm pin spacing - DIN Style "C" EN 175301-803 Sub-Micro: 9.4mm pin spacing - Industry Standard
Number of Contacts	MINI / ISO / Sub-Micro: 2+ ground ISO / Sub-Micro: 3+ ground

NOTE: Slight discoloration may occur to translucent material after prolonged exposure to UV rays.
NOTE: When using MAC Valves with MINI and 9.4mm Sub-Micro, consult our factory.

WIRING INFORMATION

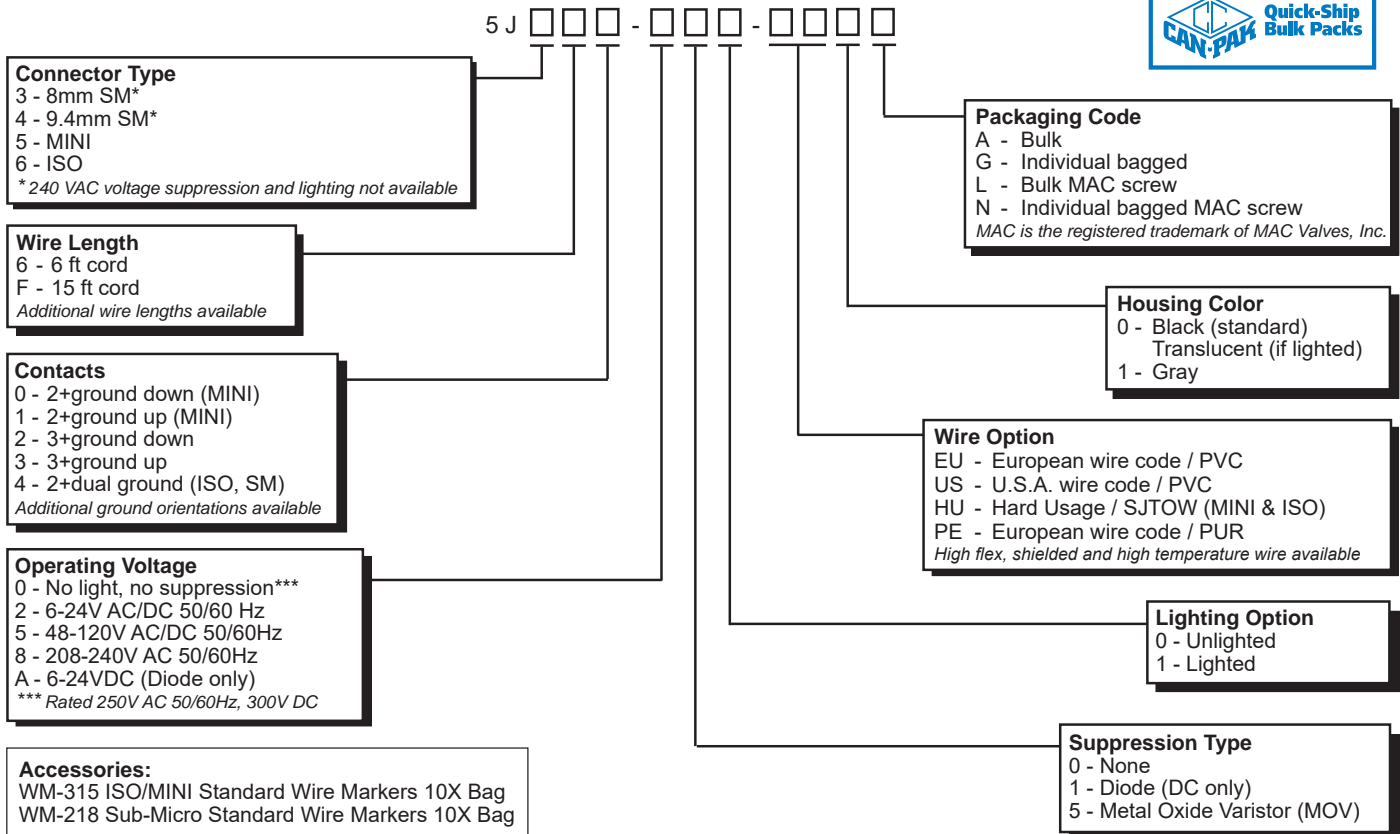
Terminal Configuration		
Wire Type	EUR	US / HU
Chassis Ground	YEL & GRN	GRN
(+) Pos. / Hot Pin 1	BRN	BLK
(-) Neg. / Neut. Pin 2	BLU	WHT
Signal Pin 3	BLK	RED

CIRCUIT TYPES



ORDERING INFORMATION

All connectors come standard with integrated gasket and screw.



This series is available in



Ordering Example: 5J664-251-US0A

ISO, 6 ft wire length, 2+ dual ground, 6-24V AC/DC 50/60 Hz, MOV, lighted, U.S.A. wire code / PVC jacket, black housing, bulk

Consult factory for available versions recognized under the Component Program of Underwriters Laboratories, Inc.

Consult factory for available versions listed by Canadian Standards Association for use with certified electrical equipment.

www.canfieldconnector.com ◆ em: customerservice@canfieldconnector.com ◆ ph: 1-800-554-5071