



GENERAL DESCRIPTION

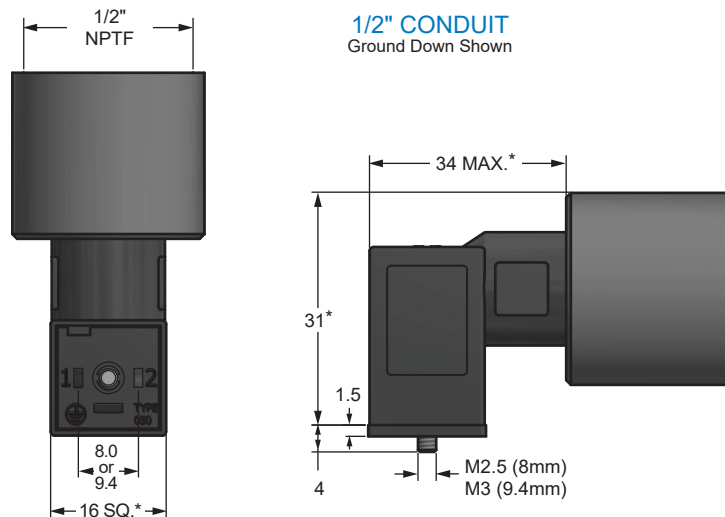
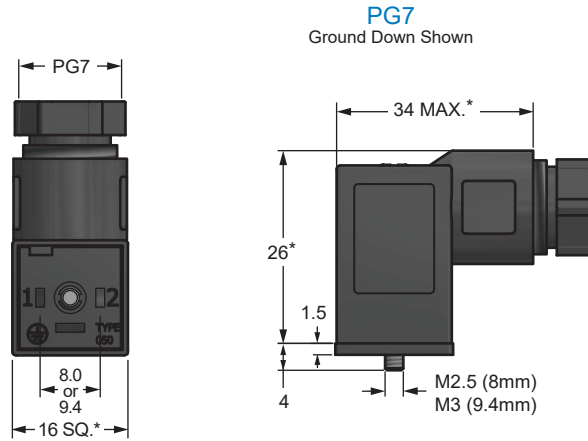
Canfield Connector's 5000 Series Sub-Micro connector is made to connect solenoid valves using the DIN Style "C" EN 175301-803 (Formerly DIN 43650) 8mm pin center, and the industry standard 9.4mm pin center. These standards permit industry interchangeability and have been embraced by the solenoid valve industry worldwide. Features include the ability for the user to wire the connector into existing installations or the connector can be pre wired at the factory. Wire connections are made inside the connector housing. The wire inlet is either PG7 or 1/2" conduit. Maximum current rating is 6 amps with a maximum conductor size of 20 gauge with an outer jacket not to exceed .260 inches diameter. The connectors are NEMA 4 and IP 65 environment rated.



Sub-Micro PG7, Unlighted version shown above

DIMENSIONAL DATA

All dimensions are in millimeters unless otherwise noted.



*Dimensions subject to change. For critical specifications, contact factory.

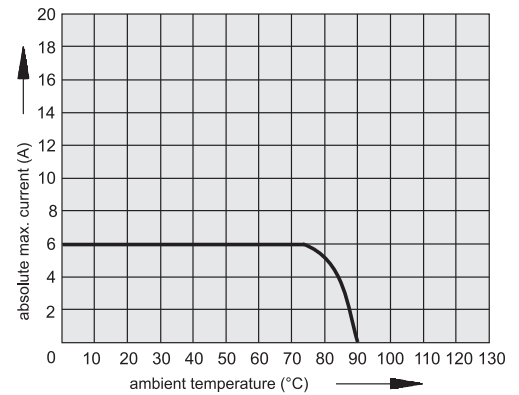
TECHNICAL DATA

Current Max.	6 Amps
Voltage Max.	250 VAC 50/60 Hz, 250 VDC
Materials	Housing: Black; Gray;
Gasket Temperature Max.	Nitrile: -25° to +90°C Silicone: -40° to +125°C
Environmental Protection	Designed for IP 65 / NEMA 4 Dust tight and water resistant
Cable Diameter	PG7 0.157" to 0.236" O.D. 1/2" Conduit 0.410" max.
Wire Gauge Max.	20 AWG
Size	Sub-Micro: 8mm pin spacing - DIN Style "C" EN 175301-803 Sub-Micro: 9.4mm pin spacing - Industry Standard
Number of Contacts	2+ ground 3+ ground

WIRING INFORMATION

Terminal Configuration	
	Chassis Ground
1	(+) Pos. / High
2	(-) Neg. / Neut.
3	Signal

DERATING CURVE



ORDERING INFORMATION

Each connector kit contains screw, washer and gasket assembly.



Use a prefix of "G" for Individually Bagged

5 □ 0 0 - □ □ □ □ □ 0 0

Orientation
1 - Ground down
Additional ground orientations available

Gasket
1 - Nitrile
2 - Silicone

Housing Color
0 - Black "B" standard.
1 - Gray "A"

Contacts
0 - 2+ ground
1 - 3+ ground

Connector Type
90 - Sub-Micro strain relief PG7 DIN interface (8mm)
91 - Sub-Micro 1/2" conduit DIN interface (8mm)
95 - Sub-Micro 1/2" conduit (9.4mm)
99 - Sub-Micro strain relief PG7 (9.4mm)

Ordering Example: 5100-1900000

Ground down, unlighted, nitrile gasket, Sub-Micro strain relief PG7 DIN interface, 2+ ground contacts, black house